

**From:** [Linguard, Christie](#)  
**Subject:** Meeting Notice - The Commission of the SCDDSN - Commission Meeting - August 15, 2024  
**Date:** Tuesday, August 13, 2024 4:44:34 PM  
**Attachments:** [Commission Packet for August 15 2024 Meeting.pdf](#)

---

**Everyone,**

**The South Carolina Commission on Disabilities and Special Needs will hold its regularly scheduled meeting in-person on Thursday, August 15, 2024, at 10:00 a.m. in conference room 251 at the SC Department of Disabilities and Special Needs, Central Administrative Office, 3440 Harden Street Extension, Columbia, SC. To access the live audio stream for the 10:00 a.m. meeting, please visit <https://ddsn.sc.gov>.**

**Attached is the Commission Packet for the meeting.**

**For further information or assistance, contact (803) 898-9769 or (803) 898-9600.**

**Thank you.**

**SOUTH CAROLINA COMMISSION ON DISABILITIES AND SPECIAL NEEDS**

**A G E N D A**

**South Carolina Department of Disabilities and Special Needs  
3440 Harden Street Extension  
Conference Room 251 (TEAMS)  
Columbia, South Carolina**

**August 15, 2024**

**10:00 A.M.**

1. Call to Order *Chairman Eddie Miller*
2. Notice of Meeting Statement *Commissioner Gary Kocher, MD*
3. Welcome
4. Adoption of Agenda **Page 1**
5. Invocation *Chairman Eddie Miller*
6. Approval of the July 18, 2024 Commission Meeting Minutes **Pages 2 - 5**
7. Commissioners' Update *Commissioners*
8. Public Input
9. Commission Committee Business  
Finance and Audit Committee Meeting *Commissioner Michelle Woodhead*
  1. FY25 YTD Spending Plan Budget vs. Actual Expenditures **Page 6**
  2. FY25 Contracts Report **Pages 7 - 14**
  3. FY25 Spending Plan Summary **Page 15**
10. Old Business
  1. Commission Recommendations for Meeting Frequency *Ms. Courtney Crosby*
  2. Quarterly Incident Reports **Pages 16 - 18** *Ms. Ann Dalton*  
*Ms. Jamie Heyward*
  3. Update on DDSN Ongoing Projects
    - a. Waiver Enrollment and Eligibility Process *Ms. Lori Manos*
    - b. State Level Case Management *Ms. Lori Manos*
    - c. Crisis Stabilization and/or Dually Diagnosed Individuals *Ms. Janet Priest*
    - d. Interdisciplinary Technical Advisory Committee (ITAC) *Ms. Janet Priest*
11. New Business  
Conveyance of DDSN's Real Property (Central Office Building) *Ms. Constance Holloway*
12. Director's Update *Ms. Constance Holloway*
13. Next Regular Meeting – September 19, 2024, at 10:00 AM
14. Adjournment

**SOUTH CAROLINA COMMISSION ON DISABILITIES AND SPECIAL NEEDS**

**MINUTES**

July 18, 2024

The South Carolina Commission on Disabilities and Special Needs met on Thursday, July 18, 2024, at 10:00 a.m., at the Department of Disabilities and Special Needs Central Office, 3440 Harden Street Extension, Columbia, South Carolina.

The following were in attendance:

COMMISSION

Present In-Person

Eddie Miller - Chairman

Gary Kocher, MD - Secretary

Barry Malphrus

Microsoft Teams

David Thomas

Excused Absence

Michelle Woodhead – Vice Chairman

**DDSN Administrative Staff**

Constance Holloway, State Director; Courtney Crosby, Internal Audit Director; Quincy Swygert, Chief Financial Officer; Janet Priest, Associate State Director of Operations; Carolyn Benzon, General Counsel; Greg Meetze, Chief Information Officer; Pacifico Perea, Public Information; Janá Brown, Information Technology Division; and Christie Linguard, Executive Assistant.

**Notice of Meeting Statement**

Chairman Miller called the meeting to order, and Commissioner Kocher read the statement of announcement about the meeting that was distributed to the appropriate media, interested persons, and posted at the Central Office and on the website in accordance with the Freedom of Information Act.

**Welcome**

Chairman Miller welcomed everyone to the meeting. He announced that Commissioner Woodhead's father passed away, and she will not be in attendance this morning. The Commission members send their condolences to Commissioner Woodhead and family.

**Adoption of the Agenda**

Since Commissioner Woodhead is absent from today’s meeting, Commissioner Thomas made a motion to carryover the meeting frequency discussion until the August meeting. This motion was seconded by Commissioner Malphrus. The agenda minus the meeting frequency discussion was unanimously approved by the Commission. (Attachment A)

**Invocation**

Commissioner Kocher gave the invocation.

**Approval of the June 20, 2024, Commission Meeting Minutes**

Commissioner Thomas made a motion to approve the minutes from the June 20, 2024, Commission meeting as presented. This motion was seconded by Commissioner Kocher and unanimously approved by the full Commission. (Attachment B)

**Commissioners’ Updates**

Commissioner Malphrus noted that the Governor of South Carolina has proclaimed July 22<sup>nd</sup> to be Fragile X Syndrome Awareness Day. A ceremony will be held at the statehouse on that day, beginning at 10:30 AM. Former Commissioner Robin Blackwood has a son with this Syndrome, and she helped to organize this ceremony. With the primary elections over and the upcoming elections in November, Commissioner Malphrus noted he is hopeful that this Commission and other healthcare commissions will be treated in a more appropriate manner going forward and will be given the respect they deserve.

**Public Input**

There was no public input.

**Programs and Services**

Mr. Daniel Rogers, Scout Executive and Chief Executive Officer for the Georgia-Carolina Council Boy Scouts of America gave a brief overview of the “Essentials in Serving Scouts with Special Needs and Disabilities”. He talked about their national objectives, course topics, what they offer to support scouts, ways to emphasize character development, and planning events, amongst other topics. He discussed the mathematical formula for scouting. (Attachment C)

**Commission Committee Business**

Chairman Miller announced the 2024-2025 Commission Committees and their Chairs:

**Finance and Audit Committee**

Michelle Woodhead, Chair  
Gary Kocher, MD  
Eddie Miller

**Policy Committee**

Gary Kocher, MD  
David Thomas  
Michelle Woodhead

**Legislative Committee**

David Thomas, Chair  
Barry Malphrus  
Eddie Miller

Commissioner Malphrus made a motion to approve the committee assignments; seconded by Commissioner Kocher and unanimously approved by the Commission. (Attachment D)

**Old Business**

*Commission Recommendations for Meeting Frequency*

The Commission voted at the beginning of this meeting to carryover this discussion until the August Commission meeting.

**New Business**

*FY24 YTD Spending Plan Budget vs. Actual Expenditures*

Mr. Swygert began by noting the total YTD expenditures for the Agency is \$345,908,585, which is over budgeted by 4.30%. He also noted that FY24 does not fully close until next Friday. There are still several transactions that need to be entered; however, this should not change much from the information presented this morning. (Attachment E)

**Director's Update**

Director Constance Holloway gave her Director's Update on the Agency. Commissioner Malphrus noted that he will have several topics for discussion for the August Commission meeting. (Attachment F)

**Executive Session**

At 10:41 AM, Commissioner Kocher made a motion to enter into executive session to discuss personnel matters to include the Internal Audit Director’s Performance Evaluation and the State Director’s Salary Increase. This motion was seconded by Commissioner Malphrus and unanimously approved by the Commission.

**Rise Out of Executive Session**

At 11:10 AM, Chairman Miller noted that there were no motions made and no votes taken during executive session. Commissioner Kocher made a motion to rise out of executive session; seconded by Commissioner Malphrus and unanimously approved by the Commission. Chairman Miller then asked if there was any other business for the Commission.

**Action on Item(s) Discussed in Executive Session, if needed**

Commissioner Kocher made a motion to approve the salary increase for State Director Constance Holloway and to submit to the Agency Head [Salary] Commission for final approval. Commissioner Thomas seconded this motion, and it was unanimously approved by the Commission.

**Next Regular Meeting**

August 15, 2024, at 10:00 AM.

**Adjournment**

There being no further business, the meeting adjourned at 11:12 A.M.

Submitted by:

Approved by:

\_\_\_\_\_  
Christie D. Linguard  
Executive Assistant

\_\_\_\_\_  
Commissioner Gary Kocher, M.D.  
Secretary

<b>FY25 SPENDING PLAN BUDGET - PROPOSED</b>		<b>\$ 378,895,420</b>
<b>YTD EXPENDITURES BY CATEGORY</b>	<b>EXPENDITURES THRU 7/31/2024</b>	
501000 - PERSONAL SERVICES - PAYROLL	\$	7,311,096
502000 - CONTRACTUAL SERVICES	\$	1,495,892
503000 - SUPPLIES AND MATERIALS	\$	253,604
504000 - FIXED CHARGES AND CONTRIBUTIONS (RENT/LEASE)	\$	10,223
505000 - TRAVEL	\$	11,470
506000 - FIXED ASSETS (CAPITALIZED)	\$	15,623
507000 - LAND & BUILDINGS (REPAIRS, MAINT, RENOVATIONS)	\$	124,995
511000 - PUBLIC ASSISTANCE	\$	64,611
513000 - EMPLOYER CONTRIBUTIONS - FRINGE BENEFITS	\$	3,091,095
515000 - UTILITIES	\$	97,299
517000 - ALLOCATIONS	\$	-
518000 - AID TO SUBDIVISIONS (STATE AID)	\$	-
520000 - FIXED ASSETS(NON-CAPITALIZED)	\$	-
561000 - SPECIAL OPERATIONS (LEGISLATIVE PASS THRU)	\$	-
<b>TOTAL YTD EXPENDITURES</b>	<b>\$</b>	<b>12,475,909</b>
<b>% OF YTD EXPENDITURES</b>		<b>3.29%</b>
<b>% OF SPENDING PLAN REMAINING</b>		<b>96.71%</b>
<b>% OF FISCAL YEAR REMAINING</b>		<b>91.67%</b>
<b>% DIFFERENCE - OVER (UNDER) BUDGETED EXPENDITURES</b>		<b>-5.04%</b>

# DDSN FY24 Contractual Agreements

**DRAFT**

TYPE OF CONTRACT/CONTRACT LOCATION	VENDOR/PROVIDER NAME	FY24 CONTRACT VALUE	FY24 EXPENDITURES	% OF CONTRACT SPENT	FY25 CONTRACT VALUE	DESCRIPTION OF CONTRACT
<b>Administrative Contracts</b>						
Central Office	THERAP Services LLC	\$ 925,000	\$ 1,613,847	174%	\$ 1,350,000	EHR System. New contract to be awarded in FY25. State Procurement process is ongoing. (Prior year invoice paid in FY24 of \$323K, spending plan should reflect \$1.3M in FY25 as well as validate all invoices paid before closeout)
Central Office	Department of Mental Health	\$ 881,000	\$ 1,114,007	126%	\$ 1,150,000	Midlands Food Service (DMH Contract increased from \$7.83 per meal \$1.07 per thickend beverage to \$8.30 per meal). Addition of Walnut Institutional Respite dorm contributed to increase as well.
Central Office	Department Of Administration - SFAA Ins Reserve Fund	\$ 700,000	\$ 833,358	119%	\$ 850,000	State Insurance Costs - IRF rate increase in FY24 due to changing from 80% to 100% of replacement costs. (Construction cost increase was reasoning behind change in approach to risk)
Central Office	Department Of Administration - State Fleet	\$ 466,875	\$ 480,714	103%	\$ 500,000	State Fleet Costs
Central Office	Department Of Administration - DIT	\$ 692,960	\$ 390,891	56%	\$ 400,000	State Information Technology Services
Central Office	SHI International Corporation	\$ 640,000	\$ 695,421	109%	\$ 715,000	Microsoft Licensing Costs
Central Office	Charles Lea Fiscal Agent	\$ 675,000	\$ 660,000	98%	\$ -	Fiscal Management Services - Self Directed services weekly payrolls are transitioning from Charles Lea to Morning Sun in FY24/FY25.
Central Office	Morning Sun Fiscal Agent	\$ 3,500,000	\$ 976,370	28%	\$ 2,100,000	Last payroll processed by <b>Charles Lea Center was 8/9/2024</b> . Charles Lea contract ending early 2025, Morning Sun Contract will continue in FY25.
Central Office	SEGRA	\$ 261,500	\$ 196,197	75%	\$ 200,000	State-wide Internet and VPN Services
Central Office	Department of Corrections - Furniture Purchase, Repair & Prining Services	\$ 400,000	\$ 301,150	75%	\$ 400,000	Furniture Purchase, Repair & Prining Services
Central Office	Sage Squirell Consulting LLC ( <b>VENDOR WILL CHANGE</b> )	\$ 170,000	\$ 81,900	48%	\$ 175,000	Strategic Plan Consulting and Implementation
Central Office	Edmetric LLC	\$ 130,000	\$ -	0%	\$ 230,499	Phase 1 Research Completed, Phase 2 Implementation Awarded by MMO 4/15/2024 Acuity Tool Development
Central Office	Intellectability	\$ 300,000	\$ 286,934	96%	\$ 900,000	Curriculum and Licenses for Learning Management System
Central Office	The Tallon Group Inc	\$ 110,000	\$ 105,000	95%	\$ 110,000	Legislative Consulting (\$1,250 Per Day Max per State Term Contract)
Central Office	Data Network Solutions	\$ 100,000	\$ 38,917	39%	\$ 100,000	Cloud Environment Services
Central Office	Johnson Controls Fire/Security Systems LP	\$ 85,000	\$ 179,960	212%	\$ 180,000	Fire/Security Alarm Equipment & Repair Services
Central Office	AT&T Mobility (Cell Phones)	\$ 77,000	\$ 33,693	44%	\$ 50,000	Cell Phone/HotSpot Services
Central Office	Greenway Health	\$ 60,000	\$ 74,707	125%	\$ 75,000	Medical Manager Medicaid Billing System
Central Office	Connecting Elements Inc	\$ 57,000	\$ 3,320	6%	\$ -	Cubicle Realignment Services (none anticipated in FY25 due to move to Otarrre Pkwy)
Central Office	ADL Data Systems	\$ 56,000	\$ 53,509	96%	\$ 56,000	Patient Banking and Billing System
Central Office	USL of Lexington SC Inc	\$ 51,792	\$ 8,712	17%	\$ 51,792	Landscaping Services Central Office (5YR \$258,960 Contract Value 7/2022 - 7/2027)
Central Office	Department of Social Services - Central Registry Checks	\$ 9,408	\$ 4,032	43%	\$ 10,000	Central Registry Checks
Central Office	Department of Health and Env Control - Licensing	\$ 24,844	\$ 39,541	159%	\$ 40,000	ICF/IID Licensing
Central Office	Department of Health and Env Control - Gasoline	\$ 6,000	\$ 9,398	157%	\$ 10,000	Gasoline Purchases
Central Office	Office Campus Properties LLC	\$ -	\$ -	0%	\$ 1,378,761	Lease # CLN000200368 increases 3% annually through June 2044 (Funded in FY25 Appropriations Act)
		<b>\$ 10,379,379</b>	<b>\$ 8,181,577</b>	<b>79%</b>	<b>\$ 11,032,052</b>	
<b>Consultant Agreements</b>						
Central Office	Dr. Jane M. Charles	\$ 28,800	\$ -	0%	\$ 28,800	Interdisciplinary Technical Advisory Committee (ITAC) \$225.00/hour
Central Office	Erik Drasgow	\$ 28,800	\$ -	0%	\$ 28,800	Interdisciplinary Technical Advisory Committee (ITAC) \$150.00/hour
Central Office	Gedeon & Associates, LLC (Kathi Lacy)	\$ 28,800	\$ 12,593	44%	\$ 28,800	Interdisciplinary Technical Advisory Committee (ITAC) \$150.00/hour
Central Office	Palmetto Psychiatry Consultants, LLC	\$ 249,000	\$ 104,996	42%	\$ 249,000	Psychiatric Services \$255/hour (\$249,000 max)
Coastal	Advanced Care Foot & Ankle, LLC	\$ 2,000	\$ -	0%	\$ 2,000	Podiatry Clinic Services - \$60/person not covered by insurance (\$2,000 max)
Coastal	Charleston ENT Associates, LLC	\$ 5,000	\$ -	0%	\$ 5,000	Audiological Services \$75/consumer (\$5,000 max for clinic)
Coastal	Coastal Medical Services	\$ 2,000	\$ -	0%	\$ 2,000	Podiatry Clinic Services - \$50/person not covered by insurance (\$2,000 max)
Coastal	MUSC (Dr. McLeod Frampton Gwynette)	\$ 55,200	\$ -	0%	\$ 55,200	Psychiatric Services - \$1,150/clinic (no more than 4 clinics/month, 10 per clinic & 3 hours duration) (\$55,200 max)
Coastal/Piedmont	Robert P. Turner dba Network Neurology Health, LLC	\$ 100,000	\$ 141,000	141%	\$ 150,000	Neurology Services - Coastal \$4,000/clinic every month (\$100,000 max) Piedmont \$3,500/clinic and \$250/travel every clinic month
Midlands	Altman Footcare, P.A.	\$ 9,600	\$ 9,600	100%	\$ 10,000	Podiatry Clinic Services - \$800/clinic (\$9,600 max)
Midlands	Delores Yvonne N. Means (Audiology Service)	\$ 5,000	\$ 4,250	85%	\$ 5,000	Audiological Services - \$1,000/visit (\$5,000 max)
Midlands	Mark Ayers, MD	\$ 200,000	\$ 175,010	88%	\$ 200,000	Physician Services - \$113/hour (\$200,000 max)
Midlands	Thomas W. Talbert, Jr. DMD	\$ 10,000	\$ 19,128	191%	\$ 20,000	Dental Services - \$100/hour (\$10,000 max)
Midlands	Trident Care (MobileX)	\$ 500	\$ -	0%	\$ 500	Radiology and EKG Services - \$75/service per staff or consumer without insurance
Midlands	OmniCare - Midlands Pharmacy Services	\$ 85,000	\$ 95,064	112%	\$ 100,000	Midlands Pharmacy Services
Pee Dee/Saleeby	Pee Dee Speech & Hearing Center	\$ 2,000	\$ -	0%	\$ 2,000	Audiological Evaluations - \$50/hour
Pee Dee/Saleeby	Hutto Rehab Services, LLC	\$ 105,600	\$ 87,600	83%	\$ 105,600	Speech Pathology Service \$80/hour / \$4,400/month max (\$105,600 max) Pee Dee/Saleeby
Pee Dee/Saleeby	Lowe's Rehabilitation Services, LLC	\$ 29,400	\$ 823	3%	\$ 29,400	Occupational Therapy Services - \$70/hour / \$1,400/month max (\$29,400 max)
Pee Dee	Morphis Pediatric Group	\$ 119,300	\$ 112,240	94%	\$ 119,300	Proactive Service Provision / Comprehensive Medical Care - \$9,740/month (\$119,330 annual max)
Pee Dee/Saleeby	R. Joseph Healy, MD PA	\$ 36,000	\$ 36,000	100%	\$ 36,000	Neurology Services - \$3,000/clinic (\$36,000 max) Pee Dee & \$3,000/clinic
Pee Dee/Saleeby	MUSC	\$ 55,200	\$ 115	0%	\$ 55,200	Psychiatric Services - \$1,150/clinic (no more than 4 clinics/month, 10 per clinic & 3 hours duration) (\$55,200 max)
Pee Dee	Trident Care (MobileX)	\$ 500	\$ 14	3%	\$ 500	Radiology and EKG Services - \$77.25/service per staff or consumer without insurance
Piedmont	OmniCare - Whitten Pharmacy Services	\$ 77,000	\$ 62,662	81%	\$ 77,000	Whitten Pharmacy Services



## DDSN FY24 Contractual Agreements

**DRAFT**

TYPE OF CONTRACT/CONTRACT LOCATION	VENDOR/PROVIDER NAME	FY24 CONTRACT VALUE	FY24 EXPENDITURES	% OF CONTRACT SPENT	FY25 CONTRACT VALUE	DESCRIPTION OF CONTRACT
<b>Consultant Agreements Continued</b>						
Piedmont	Foot Clinic of South Carolina	\$ 3,700	\$ 2,790	75%	\$ 37,000	Foot Care Clinics - \$925/quarterly clinic (\$3,700 max)
Piedmont	NHC/OP K.P. dba NHC Rehabilitation	\$ 100,000	\$ 103,432	103%	\$ 100,000	Speech Pathology Services - \$66/on site; \$33/ 1/2 hour travel; \$0.50/mile
Piedmont	Pastor Lorenzo Whitfield	\$ 13,000	\$ 9,500	73%	\$ 13,000	Clergy services - \$500/service day (not to exceed 26 days; \$13,000 max)
Piedmont	Theritage Rehab Services, Inc.	\$ 150,000	\$ 144,036	96%	\$ 150,000	Physical Therapy Evaluation and Treatment - \$72/PT per hour; \$51.75/PTA per hour (\$150,000 max)
Piedmont	William A. Burn, III, DMD, MAGD	\$ 20,000	\$ 21,831	109%	\$ 22,000	Dental Services - \$175/hour
Piedmont	William S. Owens, MD (Palmetto Bone and Joint)	\$ 10,000	\$ 9,500	95%	\$ 10,000	Orthopedic Consultation Services - \$750/clinic
		<b>\$ 1,531,400</b>	<b>\$ 1,152,184</b>	<b>75%</b>	<b>\$ 1,642,100</b>	<b>Total Consultants Contracts Shown at Maximum level</b>
<b>State Funded and Medicaid Targeted Case Management</b>						
	Aiken County DSN Board	\$ 30,240	\$ 23,685	78%	\$ 24,047	\$20 per 15 minute unit (with travel) \$15 per 15 minute unit (without travel)
	Allendale Barnwell County DSN Board	\$ 223	\$ 175	78%	\$ 178	\$20 per 15 minute unit (with travel) \$15 per 15 minute unit (without travel)
	InspireAbilities (Formerly Anderson County DSN Board)	\$ 10,042	\$ 7,865	78%	\$ 7,985	\$20 per 15 minute unit (with travel) \$15 per 15 minute unit (without travel)
	Bamberg County DSN Board	\$ 24,967	\$ 19,555	78%	\$ 19,854	\$20 per 15 minute unit (with travel) \$15 per 15 minute unit (without travel)
	Beaufort County DSN Board	\$ 45,797	\$ 35,870	78%	\$ 36,418	\$20 per 15 minute unit (with travel) \$15 per 15 minute unit (without travel)
	Bright Start	\$ 784,410	\$ 614,380	78%	\$ 623,768	\$20 per 15 minute unit (with travel) \$15 per 15 minute unit (without travel)
	Calhoun County DSN Board	\$ 7,233	\$ 5,665	78%	\$ 5,752	\$20 per 15 minute unit (with travel) \$15 per 15 minute unit (without travel)
	Center for Developmental Services	\$ 59,790	\$ 46,830	78%	\$ 47,546	\$20 per 15 minute unit (with travel) \$15 per 15 minute unit (without travel)
	Charles Lea Center	\$ 46,072	\$ 36,085	78%	\$ 36,636	\$20 per 15 minute unit (with travel) \$15 per 15 minute unit (without travel)
	Cherokee County DSN Board	\$ 10,240	\$ 8,020	78%	\$ 8,143	\$20 per 15 minute unit (with travel) \$15 per 15 minute unit (without travel)
	CHESCO Services DSN Board	\$ 14,912	\$ 11,680	78%	\$ 11,858	\$20 per 15 minute unit (with travel) \$15 per 15 minute unit (without travel)
	Chester Lancaster County DSN Board	\$ 15,583	\$ 12,205	78%	\$ 12,392	\$20 per 15 minute unit (with travel) \$15 per 15 minute unit (without travel)
	Clarendon County DSN Board	\$ 402	\$ 315	78%	\$ 320	\$20 per 15 minute unit (with travel) \$15 per 15 minute unit (without travel)
	Columbus Medical Services LLC	\$ 70,311	\$ 55,070	78%	\$ 55,912	\$20 per 15 minute unit (with travel) \$15 per 15 minute unit (without travel)
	Darlington County DSN Board	\$ 10,291	\$ 8,060	78%	\$ 8,183	\$20 per 15 minute unit (with travel) \$15 per 15 minute unit (without travel)
	Charleston County DSN Board	\$ 17,970	\$ 14,075	78%	\$ 14,290	\$20 per 15 minute unit (with travel) \$15 per 15 minute unit (without travel)
	Dorchester County DSN Board	\$ 2,592	\$ 2,030	78%	\$ 2,061	\$20 per 15 minute unit (with travel) \$15 per 15 minute unit (without travel)
	Florence County DSN Board	\$ 20,134	\$ 15,770	78%	\$ 16,011	\$20 per 15 minute unit (with travel) \$15 per 15 minute unit (without travel)
	Georgetown County DSN Board	\$ 3,926	\$ 3,075	78%	\$ 3,122	\$20 per 15 minute unit (with travel) \$15 per 15 minute unit (without travel)
	Great Kids & Awesome Adults	\$ 391,292	\$ 306,475	78%	\$ 311,158	\$20 per 15 minute unit (with travel) \$15 per 15 minute unit (without travel)
	Hampton County DSN Board	\$ -	\$ -	0%	\$ -	\$20 per 15 minute unit (with travel) \$15 per 15 minute unit (without travel)
	Hermeione L. Flowers	\$ 1,341	\$ 1,050	78%	\$ 1,066	\$20 per 15 minute unit (with travel) \$15 per 15 minute unit (without travel)
	Horry County DSN Board	\$ 44,176	\$ 34,600	78%	\$ 35,129	\$20 per 15 minute unit (with travel) \$15 per 15 minute unit (without travel)
	Jasper County DSN Board	\$ -	\$ -	0%	\$ -	\$20 per 15 minute unit (with travel) \$15 per 15 minute unit (without travel)
	Kershaw County DSN Board	\$ 8,918	\$ 6,985	78%	\$ 7,092	\$20 per 15 minute unit (with travel) \$15 per 15 minute unit (without travel)
	Laurens County DSN Board	\$ 11,101	\$ 8,695	78%	\$ 8,828	\$20 per 15 minute unit (with travel) \$15 per 15 minute unit (without travel)
	Lee County DSN Board	\$ -	\$ -	0%	\$ -	\$20 per 15 minute unit (with travel) \$15 per 15 minute unit (without travel)
	Marion Dillon County DSN Board	\$ 14,140	\$ 11,075	78%	\$ 11,244	\$20 per 15 minute unit (with travel) \$15 per 15 minute unit (without travel)
	Marlboro County DSN Board	\$ 19,764	\$ 15,480	78%	\$ 15,717	\$20 per 15 minute unit (with travel) \$15 per 15 minute unit (without travel)
	MaxAbilities of York County DSN Board	\$ 45,657	\$ 35,760	78%	\$ 36,306	\$20 per 15 minute unit (with travel) \$15 per 15 minute unit (without travel)
	Newberry County DSN Board	\$ 9,774	\$ 7,655	78%	\$ 7,772	\$20 per 15 minute unit (with travel) \$15 per 15 minute unit (without travel)
	Oconee County DSN Board	\$ -	\$ -	0%	\$ -	\$20 per 15 minute unit (with travel) \$15 per 15 minute unit (without travel)
	Orangeburg County DSN Board	\$ 36,330	\$ 28,455	78%	\$ 28,890	\$20 per 15 minute unit (with travel) \$15 per 15 minute unit (without travel)
	Path Finders Team Services	\$ 11,861	\$ 9,290	78%	\$ 9,432	\$20 per 15 minute unit (with travel) \$15 per 15 minute unit (without travel)
	Richland Lexington County DSN Board	\$ 611,187	\$ 478,705	78%	\$ 486,020	\$20 per 15 minute unit (with travel) \$15 per 15 minute unit (without travel)
	SC Autism Society	\$ 22,669	\$ 17,755	78%	\$ 18,026	\$20 per 15 minute unit (with travel) \$15 per 15 minute unit (without travel)
	Sumter County DSN Board	\$ 27,393	\$ 21,455	78%	\$ 21,783	\$20 per 15 minute unit (with travel) \$15 per 15 minute unit (without travel)
	The Arc of South Carolina	\$ 806,593	\$ 631,755	78%	\$ 641,409	\$20 per 15 minute unit (with travel) \$15 per 15 minute unit (without travel)
	Epworth Early Intervention Center	\$ 447	\$ 350	78%	\$ 355	\$20 per 15 minute unit (with travel) \$15 per 15 minute unit (without travel)
	Easter Seals Society of SC	\$ 2,043	\$ 1,600	78%	\$ 1,624	\$20 per 15 minute unit (with travel) \$15 per 15 minute unit (without travel)
	South Carolina Respite Coalition	\$ 303,762	\$ 237,918	78%	\$ 241,554	\$20 per 15 minute unit (with travel) \$15 per 15 minute unit (without travel)
	Kid in Development Services	\$ 2,011	\$ 1,575	78%	\$ 1,599	\$20 per 15 minute unit (with travel) \$15 per 15 minute unit (without travel)
	Playworks, Inc.	\$ 447	\$ 350	78%	\$ 355	\$20 per 15 minute unit (with travel) \$15 per 15 minute unit (without travel)
	Pediatric Therapy of Aiken, LLC	\$ 447	\$ 350	78%	\$ 355	\$20 per 15 minute unit (with travel) \$15 per 15 minute unit (without travel)
	Aging with Flair, LLC	\$ 1,564	\$ 1,225	78%	\$ 1,244	\$20 per 15 minute unit (with travel) \$15 per 15 minute unit (without travel)
	Hands on Developmental Services, LLC	\$ 5,139	\$ 4,025	78%	\$ 4,087	\$20 per 15 minute unit (with travel) \$15 per 15 minute unit (without travel)
	Promising Futures	\$ 447	\$ 350	78%	\$ 355	\$20 per 15 minute unit (with travel) \$15 per 15 minute unit (without travel)
	Tiny Feet Early Intervention	\$ 255	\$ 200	78%	\$ 203	\$20 per 15 minute unit (with travel) \$15 per 15 minute unit (without travel)
	About Play, LLC	\$ 7,597	\$ 5,950	78%	\$ 6,041	\$20 per 15 minute unit (with travel) \$15 per 15 minute unit (without travel)

# DDSN FY24 Contractual Agreements

**DRAFT**

TYPE OF CONTRACT/CONTRACT LOCATION	VENDOR/PROVIDER NAME	FY24 CONTRACT VALUE	FY24 EXPENDITURES	% OF CONTRACT SPENT	FY25 CONTRACT VALUE	DESCRIPTION OF CONTRACT
<b>State Funded and Medicaid Targeted Case Management Continued</b>	Amazing Kids, LLC	\$ 223	\$ 175	78%	\$ 178	\$20 per 15 minute unit (with travel) \$15 per 15 minute unit (without travel)
	Prime Community Development Corporation	\$ 5,299	\$ 4,150	78%	\$ 4,213	\$20 per 15 minute unit (with travel) \$15 per 15 minute unit (without travel)
	Beyond Early Intervention, LLC	\$ 447	\$ 350	78%	\$ 355	\$20 per 15 minute unit (with travel) \$15 per 15 minute unit (without travel)
	Thrive Upstate DSN Board	\$ 2,490	\$ 1,950	78%	\$ 1,980	\$20 per 15 minute unit (with travel) \$15 per 15 minute unit (without travel)
	Carolina Behavior & Beyond, LLC	\$ 3,798	\$ 2,975	78%	\$ 3,020	\$20 per 15 minute unit (with travel) \$15 per 15 minute unit (without travel)
	Play 2 Learn Early Intervention	\$ 2,234	\$ 1,750	78%	\$ 1,777	\$20 per 15 minute unit (with travel) \$15 per 15 minute unit (without travel)
	Smart Start Early Intervention, LLC	\$ 670	\$ 525	78%	\$ 533	\$20 per 15 minute unit (with travel) \$15 per 15 minute unit (without travel)
	Cornerstone Support Services, LLC	\$ 15,449	\$ 12,100	78%	\$ 12,285	\$20 per 15 minute unit (with travel) \$15 per 15 minute unit (without travel)
	Student Solutions	\$ 4,692	\$ 3,675	78%	\$ 3,731	\$20 per 15 minute unit (with travel) \$15 per 15 minute unit (without travel)
	Peek-A-Boo EI	\$ 1,341	\$ 1,050	78%	\$ 1,066	\$20 per 15 minute unit (with travel) \$15 per 15 minute unit (without travel)
	Beyond the Stars Early Intervention, LLC	\$ 2,905	\$ 2,275	78%	\$ 2,310	\$20 per 15 minute unit (with travel) \$15 per 15 minute unit (without travel)
	Bloom & Blossom, LLC	\$ 223	\$ 175	78%	\$ 178	\$20 per 15 minute unit (with travel) \$15 per 15 minute unit (without travel)
	USC-Center for Disability Resources	\$ 525,823	\$ 411,845	78%	\$ 418,138	\$20 per 15 minute unit (with travel) \$15 per 15 minute unit (without travel)
	Columbus Organization	\$ 3,920	\$ 3,070	78%	\$ 3,117	\$20 per 15 minute unit (with travel) \$15 per 15 minute unit (without travel)
		<b>\$ 4,131,000</b>	<b>\$ 3,235,558</b>	<b>78%</b>	<b>\$ 3,285,000</b>	<b>Total SFCM and MTCM (Note: The Total Amount of contracts was based on FY23 average units reported)</b>
<b>Early Intervention</b>	ABC's of Learning, LLC	\$ -	\$ -	0%	\$ -	\$24.65 Per 15 minute unit was raised by DHHS to \$26.46 (Retro payments made during FY24, FY25 Projections excluded retro payments)
	About Play, LLC	\$ 2,439,363	\$ 2,640,803	108%	\$ 2,675,580	\$24.65 Per 15 minute unit was raised by DHHS to \$26.46 (Retro payments made during FY24, FY25 Projections excluded retro payments)
	Above and Beyond of Upstate	\$ 100,760	\$ 109,081	108%	\$ 110,517	\$24.65 Per 15 minute unit was raised by DHHS to \$26.46 (Retro payments made during FY24, FY25 Projections excluded retro payments)
	Achieving at Play, LLC	\$ 513	\$ 556	108%	\$ 563	\$24.65 Per 15 minute unit was raised by DHHS to \$26.46 (Retro payments made during FY24, FY25 Projections excluded retro payments)
	Aging with Flair, LLC	\$ 568,119	\$ 615,034	108%	\$ 623,134	\$24.65 Per 15 minute unit was raised by DHHS to \$26.46 (Retro payments made during FY24, FY25 Projections excluded retro payments)
	Ahead Start	\$ 672,355	\$ 727,877	108%	\$ 737,463	\$24.65 Per 15 minute unit was raised by DHHS to \$26.46 (Retro payments made during FY24, FY25 Projections excluded retro payments)
	Aiken County DSN Board	\$ 163,279	\$ 176,762	108%	\$ 179,090	\$24.65 Per 15 minute unit was raised by DHHS to \$26.46 (Retro payments made during FY24, FY25 Projections excluded retro payments)
	All About Children, LLC	\$ 338,008	\$ 365,920	108%	\$ 370,739	\$24.65 Per 15 minute unit was raised by DHHS to \$26.46 (Retro payments made during FY24, FY25 Projections excluded retro payments)
	Allendale Barnwell County DSN Board	\$ 63,421	\$ 68,658	108%	\$ 69,562	\$24.65 Per 15 minute unit was raised by DHHS to \$26.46 (Retro payments made during FY24, FY25 Projections excluded retro payments)
	Amazing Kids, LLC	\$ 16,768	\$ 18,153	108%	\$ 18,392	\$24.65 Per 15 minute unit was raised by DHHS to \$26.46 (Retro payments made during FY24, FY25 Projections excluded retro payments)
	Anderson County DSN Board	\$ 53,266	\$ 57,665	108%	\$ 58,424	\$24.65 Per 15 minute unit was raised by DHHS to \$26.46 (Retro payments made during FY24, FY25 Projections excluded retro payments)
	Beaufort County DSN Board	\$ 85,113	\$ 92,141	108%	\$ 93,355	\$24.65 Per 15 minute unit was raised by DHHS to \$26.46 (Retro payments made during FY24, FY25 Projections excluded retro payments)
	Better Beginnings Early Intervention	\$ 206,053	\$ 223,069	108%	\$ 226,007	\$24.65 Per 15 minute unit was raised by DHHS to \$26.46 (Retro payments made during FY24, FY25 Projections excluded retro payments)
	Beyond Early Intervention, LLC	\$ 230,205	\$ 249,215	108%	\$ 252,497	\$24.65 Per 15 minute unit was raised by DHHS to \$26.46 (Retro payments made during FY24, FY25 Projections excluded retro payments)
	Beyond the Stars Early Intervention, LLC	\$ 79,465	\$ 86,027	108%	\$ 87,160	\$24.65 Per 15 minute unit was raised by DHHS to \$26.46 (Retro payments made during FY24, FY25 Projections excluded retro payments)
	Bloom & Blossom, LLC	\$ 102,827	\$ 111,318	108%	\$ 112,784	\$24.65 Per 15 minute unit was raised by DHHS to \$26.46 (Retro payments made during FY24, FY25 Projections excluded retro payments)
	Bright Start	\$ 881,574	\$ 954,374	108%	\$ 966,942	\$24.65 Per 15 minute unit was raised by DHHS to \$26.46 (Retro payments made during FY24, FY25 Projections excluded retro payments)
	Brilliant Beginnings, LLC	\$ 132,025	\$ 142,928	108%	\$ 144,810	\$24.65 Per 15 minute unit was raised by DHHS to \$26.46 (Retro payments made during FY24, FY25 Projections excluded retro payments)
	Carolina Behavior & Beyond, LLC	\$ 748,079	\$ 809,855	108%	\$ 820,520	\$24.65 Per 15 minute unit was raised by DHHS to \$26.46 (Retro payments made during FY24, FY25 Projections excluded retro payments)
	Carolina Early Intervention, LLC	\$ 32,763	\$ 35,468	108%	\$ 35,935	\$24.65 Per 15 minute unit was raised by DHHS to \$26.46 (Retro payments made during FY24, FY25 Projections excluded retro payments)
	Cherokee County DSN Board	\$ 8,403	\$ 9,097	108%	\$ 9,217	\$24.65 Per 15 minute unit was raised by DHHS to \$26.46 (Retro payments made during FY24, FY25 Projections excluded retro payments)
	CHESCO Services DSN Board	\$ -	\$ -	0%	\$ -	\$24.65 Per 15 minute unit was raised by DHHS to \$26.46 (Retro payments made during FY24, FY25 Projections excluded retro payments)
	Chester Lancaster County DSN Board	\$ 25,195	\$ 27,276	108%	\$ 27,635	\$24.65 Per 15 minute unit was raised by DHHS to \$26.46 (Retro payments made during FY24, FY25 Projections excluded retro payments)
	Clarendon County DSN Board	\$ -	\$ -	0%	\$ -	\$24.65 Per 15 minute unit was raised by DHHS to \$26.46 (Retro payments made during FY24, FY25 Projections excluded retro payments)
	Coastal Early Intervention, LLC	\$ 60,899	\$ 65,928	108%	\$ 66,796	\$24.65 Per 15 minute unit was raised by DHHS to \$26.46 (Retro payments made during FY24, FY25 Projections excluded retro payments)
	Columbus Organization	\$ 23	\$ 25	108%	\$ 25	\$24.65 Per 15 minute unit was raised by DHHS to \$26.46 (Retro payments made during FY24, FY25 Projections excluded retro payments)
	Colleton County DSN Board	\$ 831	\$ 900	108%	\$ 911	\$24.65 Per 15 minute unit was raised by DHHS to \$26.46 (Retro payments made during FY24, FY25 Projections excluded retro payments)
	Cornerstone Support Services, LLC	\$ 3,950	\$ 4,276	108%	\$ 4,332	\$24.65 Per 15 minute unit was raised by DHHS to \$26.46 (Retro payments made during FY24, FY25 Projections excluded retro payments)
	Darlington County DSN Board	\$ 81,714	\$ 88,462	108%	\$ 89,627	\$24.65 Per 15 minute unit was raised by DHHS to \$26.46 (Retro payments made during FY24, FY25 Projections excluded retro payments)
	Dorchester County DSN Board	\$ 1,678	\$ 1,817	108%	\$ 1,841	\$24.65 Per 15 minute unit was raised by DHHS to \$26.46 (Retro payments made during FY24, FY25 Projections excluded retro payments)
	Easter Seals Society of SC	\$ 721,617	\$ 781,208	108%	\$ 791,496	\$24.65 Per 15 minute unit was raised by DHHS to \$26.46 (Retro payments made during FY24, FY25 Projections excluded retro payments)
	Engage in Play Early Intervention	\$ 49,908	\$ 54,030	108%	\$ 54,741	\$24.65 Per 15 minute unit was raised by DHHS to \$26.46 (Retro payments made during FY24, FY25 Projections excluded retro payments)
	Epworth Early Intervention Center	\$ 90,780	\$ 98,277	108%	\$ 99,571	\$24.65 Per 15 minute unit was raised by DHHS to \$26.46 (Retro payments made during FY24, FY25 Projections excluded retro payments)
	Exceptional Kids, LLC	\$ -	\$ -	0%	\$ -	\$24.65 Per 15 minute unit was raised by DHHS to \$26.46 (Retro payments made during FY24, FY25 Projections excluded retro payments)
	Family Ties of SC, LLC	\$ -	\$ -	0%	\$ -	\$24.65 Per 15 minute unit was raised by DHHS to \$26.46 (Retro payments made during FY24, FY25 Projections excluded retro payments)
	Great Kids & Awesome Adults	\$ 1,017,766	\$ 1,101,812	108%	\$ 1,116,322	\$24.65 Per 15 minute unit was raised by DHHS to \$26.46 (Retro payments made during FY24, FY25 Projections excluded retro payments)
	Hampton County DSN Board	\$ 1,393	\$ 1,508	108%	\$ 1,528	\$24.65 Per 15 minute unit was raised by DHHS to \$26.46 (Retro payments made during FY24, FY25 Projections excluded retro payments)
	Hands on Developmental Services, LLC	\$ 46,122	\$ 49,931	108%	\$ 50,588	\$24.65 Per 15 minute unit was raised by DHHS to \$26.46 (Retro payments made during FY24, FY25 Projections excluded retro payments)
	Horry County DSN Board	\$ 22,934	\$ 24,828	108%	\$ 25,155	\$24.65 Per 15 minute unit was raised by DHHS to \$26.46 (Retro payments made during FY24, FY25 Projections excluded retro payments)
	I Shine, LLC	\$ 38,805	\$ 42,009	108%	\$ 42,563	\$24.65 Per 15 minute unit was raised by DHHS to \$26.46 (Retro payments made during FY24, FY25 Projections excluded retro payments)
	Jasper County DSN Board	\$ 3,471	\$ 3,757	108%	\$ 3,807	\$24.65 Per 15 minute unit was raised by DHHS to \$26.46 (Retro payments made during FY24, FY25 Projections excluded retro payments)
	Kid in Development	\$ 201,154	\$ 217,765	108%	\$ 220,632	\$24.65 Per 15 minute unit was raised by DHHS to \$26.46 (Retro payments made during FY24, FY25 Projections excluded retro payments)

# DDSN FY24 Contractual Agreements

**DRAFT**

TYPE OF CONTRACT/CONTRACT LOCATION	VENDOR/PROVIDER NAME	FY24 CONTRACT VALUE	FY24 EXPENDITURES	% OF CONTRACT SPENT	FY25 CONTRACT VALUE	DESCRIPTION OF CONTRACT
<b>Early Intervention Continued</b>	Kids First, LLC	\$ 9,008	\$ 9,752	108%	\$ 9,880	\$24.65 Per 15 minute unit was raised by DHHS to \$26.46 (Retro payments made during FY24, FY25 Projections excluded retro payments)
	Laurens County DSN Board	\$ 47,330	\$ 51,239	108%	\$ 51,914	\$24.65 Per 15 minute unit was raised by DHHS to \$26.46 (Retro payments made during FY24, FY25 Projections excluded retro payments)
	Lee County DSN Board	\$ -	\$ -	0%	\$ -	\$24.65 Per 15 minute unit was raised by DHHS to \$26.46 (Retro payments made during FY24, FY25 Projections excluded retro payments)
	Lowcountry Early Intervention, LLC	\$ 38,957	\$ 42,174	108%	\$ 42,730	\$24.65 Per 15 minute unit was raised by DHHS to \$26.46 (Retro payments made during FY24, FY25 Projections excluded retro payments)
	Marion Dillon County DSN Board	\$ 11,285	\$ 12,217	108%	\$ 12,378	\$24.65 Per 15 minute unit was raised by DHHS to \$26.46 (Retro payments made during FY24, FY25 Projections excluded retro payments)
	MaxAbilities of York County DSN Board	\$ 99,147	\$ 107,335	108%	\$ 108,748	\$24.65 Per 15 minute unit was raised by DHHS to \$26.46 (Retro payments made during FY24, FY25 Projections excluded retro payments)
	Meeting Milestones EI Services	\$ 1,436,913	\$ 1,555,572	108%	\$ 1,576,058	\$24.65 Per 15 minute unit was raised by DHHS to \$26.46 (Retro payments made during FY24, FY25 Projections excluded retro payments)
	Milestones Developmental Services, LLC	\$ 22,322	\$ 24,165	108%	\$ 24,483	\$24.65 Per 15 minute unit was raised by DHHS to \$26.46 (Retro payments made during FY24, FY25 Projections excluded retro payments)
	Newberry County DSN Board	\$ 18,201	\$ 19,704	108%	\$ 19,963	\$24.65 Per 15 minute unit was raised by DHHS to \$26.46 (Retro payments made during FY24, FY25 Projections excluded retro payments)
	Oconee County DSN Board	\$ 122,861	\$ 133,007	108%	\$ 134,759	\$24.65 Per 15 minute unit was raised by DHHS to \$26.46 (Retro payments made during FY24, FY25 Projections excluded retro payments)
	Orangeburg County DSN Board	\$ 12,759	\$ 13,812	108%	\$ 13,994	\$24.65 Per 15 minute unit was raised by DHHS to \$26.46 (Retro payments made during FY24, FY25 Projections excluded retro payments)
	Palmetto Early Intervention	\$ 254,768	\$ 275,806	108%	\$ 279,439	\$24.65 Per 15 minute unit was raised by DHHS to \$26.46 (Retro payments made during FY24, FY25 Projections excluded retro payments)
	Path Finders Team Services	\$ 49,339	\$ 53,414	108%	\$ 54,117	\$24.65 Per 15 minute unit was raised by DHHS to \$26.46 (Retro payments made during FY24, FY25 Projections excluded retro payments)
	Pattison's DREAM Academy	\$ 11,200	\$ 12,125	108%	\$ 12,285	\$24.65 Per 15 minute unit was raised by DHHS to \$26.46 (Retro payments made during FY24, FY25 Projections excluded retro payments)
	Pediatric Therapy of Aiken, LLC	\$ 109,363	\$ 118,395	108%	\$ 119,954	\$24.65 Per 15 minute unit was raised by DHHS to \$26.46 (Retro payments made during FY24, FY25 Projections excluded retro payments)
	Pee Dee Kids, LLC	\$ 16,526	\$ 17,891	108%	\$ 18,127	\$24.65 Per 15 minute unit was raised by DHHS to \$26.46 (Retro payments made during FY24, FY25 Projections excluded retro payments)
	Pee Dee Professional Intervention Services, LLC	\$ 46	\$ 50	108%	\$ 51	\$24.65 Per 15 minute unit was raised by DHHS to \$26.46 (Retro payments made during FY24, FY25 Projections excluded retro payments)
	Peek-A-Boo EI	\$ 40,380	\$ 43,714	108%	\$ 44,290	\$24.65 Per 15 minute unit was raised by DHHS to \$26.46 (Retro payments made during FY24, FY25 Projections excluded retro payments)
	Play 2 Learn Early Intervention	\$ 231,208	\$ 250,301	108%	\$ 253,598	\$24.65 Per 15 minute unit was raised by DHHS to \$26.46 (Retro payments made during FY24, FY25 Projections excluded retro payments)
	Playworks, Inc.	\$ 240,901	\$ 260,794	108%	\$ 264,228	\$24.65 Per 15 minute unit was raised by DHHS to \$26.46 (Retro payments made during FY24, FY25 Projections excluded retro payments)
	Promising Futures	\$ 60,992	\$ 66,029	108%	\$ 66,899	\$24.65 Per 15 minute unit was raised by DHHS to \$26.46 (Retro payments made during FY24, FY25 Projections excluded retro payments)
	Ready, Set, Go! Early Intervention, LLC	\$ 162,962	\$ 176,419	108%	\$ 178,742	\$24.65 Per 15 minute unit was raised by DHHS to \$26.46 (Retro payments made during FY24, FY25 Projections excluded retro payments)
	Richland Lexington County DSN Board	\$ 183,574	\$ 198,733	108%	\$ 201,350	\$24.65 Per 15 minute unit was raised by DHHS to \$26.46 (Retro payments made during FY24, FY25 Projections excluded retro payments)
	Right Steps	\$ 2,516	\$ 2,724	108%	\$ 2,760	\$24.65 Per 15 minute unit was raised by DHHS to \$26.46 (Retro payments made during FY24, FY25 Projections excluded retro payments)
	Room to Bloom, LLC	\$ 72,646	\$ 78,645	108%	\$ 79,680	\$24.65 Per 15 minute unit was raised by DHHS to \$26.46 (Retro payments made during FY24, FY25 Projections excluded retro payments)
	Smart Start Early Intervention, LLC	\$ 80,319	\$ 86,952	108%	\$ 88,097	\$24.65 Per 15 minute unit was raised by DHHS to \$26.46 (Retro payments made during FY24, FY25 Projections excluded retro payments)
	Student Solutions	\$ 232,491	\$ 251,690	108%	\$ 255,004	\$24.65 Per 15 minute unit was raised by DHHS to \$26.46 (Retro payments made during FY24, FY25 Projections excluded retro payments)
	Sumter County DSN Board	\$ 47,665	\$ 51,602	108%	\$ 52,281	\$24.65 Per 15 minute unit was raised by DHHS to \$26.46 (Retro payments made during FY24, FY25 Projections excluded retro payments)
	Therapy Solutions, LLC	\$ 51,896	\$ 56,182	108%	\$ 56,922	\$24.65 Per 15 minute unit was raised by DHHS to \$26.46 (Retro payments made during FY24, FY25 Projections excluded retro payments)
	Thrive Upstate DSN Board	\$ 62,487	\$ 67,647	108%	\$ 68,538	\$24.65 Per 15 minute unit was raised by DHHS to \$26.46 (Retro payments made during FY24, FY25 Projections excluded retro payments)
	Tina Greene & Associates	\$ 26,446	\$ 28,630	108%	\$ 29,007	\$24.65 Per 15 minute unit was raised by DHHS to \$26.46 (Retro payments made during FY24, FY25 Projections excluded retro payments)
	Tiny Feet Early Intervention	\$ 1,112,977	\$ 1,204,885	108%	\$ 1,220,753	\$24.65 Per 15 minute unit was raised by DHHS to \$26.46 (Retro payments made during FY24, FY25 Projections excluded retro payments)
	Union County DSN Board	\$ 28,910	\$ 31,298	108%	\$ 31,710	\$24.65 Per 15 minute unit was raised by DHHS to \$26.46 (Retro payments made during FY24, FY25 Projections excluded retro payments)
		\$ 14,189,000	\$ 15,360,710	108%	\$ 15,563,000	<b>Total Early Intervention</b> (Note: The Total Amount of contracts was based on FY24 average units reported)
<b>Child Day</b>	Anderson County DSN Board	\$ 192,016	\$ 155,124	81%	\$ 192,016	Child Day Care Services
	Charleston County DSN Board	\$ 100,000	\$ 24,107	24%	\$ 100,000	Child Day Care Services
		\$ 292,016	\$ 179,231	61%	\$ 292,016	<b>Total Child Day</b>
<b>ICF</b>	Charleston County DSN Board	\$ 969,000	\$ 876,078	90%	\$ 943,526	Community Intermediate Care Facilities for Individuals with Intellectual Disabilities (FY25 figures included 6.27% increase by DHHS)
	Lee County DSN Board	\$ 1,900,000	\$ 1,768,304	93%	\$ 1,904,442	Community Intermediate Care Facilities for Individuals with Intellectual Disabilities (FY25 figures included 6.27% increase by DHHS)
	Calhoun County DSN Board	\$ 3,900,000	\$ 3,467,629	89%	\$ 3,734,593	Community Intermediate Care Facilities for Individuals with Intellectual Disabilities (FY25 figures included 6.27% increase by DHHS)
	Laurens County DSN Board	\$ 1,900,000	\$ 1,700,430	89%	\$ 1,831,342	Community Intermediate Care Facilities for Individuals with Intellectual Disabilities (FY25 figures included 6.27% increase by DHHS)
	Burton Center	\$ 6,000,000	\$ 5,530,548	92%	\$ 5,956,332	Community Intermediate Care Facilities for Individuals with Intellectual Disabilities (FY25 figures included 6.27% increase by DHHS)
	Tri-Development	\$ 3,800,000	\$ 3,461,145	91%	\$ 3,727,610	Community Intermediate Care Facilities for Individuals with Intellectual Disabilities (FY25 figures included 6.27% increase by DHHS)
	Berkeley Citizens	\$ 1,900,000	\$ 738,085	39%	\$ 794,908	Community Intermediate Care Facilities for Individuals with Intellectual Disabilities (FY25 figures included 6.27% increase by DHHS)
	Chester Lancaster County DSN Board	\$ 2,000,000	\$ 1,800,882	90%	\$ 1,939,527	Community Intermediate Care Facilities for Individuals with Intellectual Disabilities (FY25 figures included 6.27% increase by DHHS)
	Union County DSN Board	\$ 1,000,000	\$ 916,131	92%	\$ 986,662	Community Intermediate Care Facilities for Individuals with Intellectual Disabilities (FY25 figures included 6.27% increase by DHHS)
	Darlington County DSN Board	\$ 2,100,000	\$ 1,658,818	79%	\$ 1,786,526	Community Intermediate Care Facilities for Individuals with Intellectual Disabilities (FY25 figures included 6.27% increase by DHHS)
	Dorchester County DSN Board	\$ 1,900,000	\$ 1,798,075	95%	\$ 1,936,505	Community Intermediate Care Facilities for Individuals with Intellectual Disabilities (FY25 figures included 6.27% increase by DHHS)
	Orangeburg County DSN Board	\$ 3,800,000	\$ 3,520,073	93%	\$ 3,791,075	Community Intermediate Care Facilities for Individuals with Intellectual Disabilities (FY25 figures included 6.27% increase by DHHS)
	Florence County DSN Board	\$ 4,800,000	\$ 4,297,539	90%	\$ 4,628,396	Community Intermediate Care Facilities for Individuals with Intellectual Disabilities (FY25 figures included 6.27% increase by DHHS)
	Allendale Barnwell County DSN Board	\$ 2,900,000	\$ 2,512,328	87%	\$ 2,705,746	Community Intermediate Care Facilities for Individuals with Intellectual Disabilities (FY25 figures included 6.27% increase by DHHS)
	Newberry County DSN Board	\$ 1,200,000	\$ 1,278,144	107%	\$ 1,376,545	Community Intermediate Care Facilities for Individuals with Intellectual Disabilities (FY25 figures included 6.27% increase by DHHS)
	Cherokee County DSN Board	\$ 2,000,000	\$ 1,785,601	89%	\$ 1,923,071	Community Intermediate Care Facilities for Individuals with Intellectual Disabilities (FY25 figures included 6.27% increase by DHHS)
	Babcock Center	\$ 4,800,000	\$ 5,374,708	112%	\$ 5,788,494	Community Intermediate Care Facilities for Individuals with Intellectual Disabilities (FY25 figures included 6.27% increase by DHHS)
	Thrive Upstate DSN Board	\$ 5,700,000	\$ 5,101,895	90%	\$ 5,494,678	Community Intermediate Care Facilities for Individuals with Intellectual Disabilities (FY25 figures included 6.27% increase by DHHS)
	Sumter County DSN Board	\$ 3,100,000	\$ 2,957,811	95%	\$ 3,185,526	Community Intermediate Care Facilities for Individuals with Intellectual Disabilities (FY25 figures included 6.27% increase by DHHS)
		\$ 55,669,000	\$ 50,544,224	91%	\$ 54,435,505	<b>Total ICF</b> (Note: The Total Amount of contracts could change if daily per diem is adjusted by DHHS in November 2023)

DDSN FY24 Contractual Agreements

DRAFT

TYPE OF CONTRACT/CONTRACT LOCATION	VENDOR/PROVIDER NAME	FY24 CONTRACT VALUE	FY24 EXPENDITURES	% OF CONTRACT SPENT	FY25 CONTRACT VALUE	DESCRIPTION OF CONTRACT
Fee-For-Service (State Funded or DDSN Only Transition Costs)	Addus Healthcare, Inc.	\$ -	\$ -	0%		Rates based on published Medicaid FFS Schedule (Medicaid Expenditures are on DHHS Books, State-Funded are on DDSN Books)
	Adult Enrichment Center	\$ -	\$ -	0%		Rates based on published Medicaid FFS Schedule (Medicaid Expenditures are on DHHS Books, State-Funded are on DDSN Books)
	Aiken County DSN Board	\$ -	\$ -	0%		Rates based on published Medicaid FFS Schedule (Medicaid Expenditures are on DHHS Books, State-Funded are on DDSN Books)
	Aldersgate Special Needs Ministry, Inc.	\$ -	\$ 37,521	0%		Rates based on published Medicaid FFS Schedule (Medicaid Expenditures are on DHHS Books, State-Funded are on DDSN Books)
	Allendale Barnwell County DSN Board	\$ -	\$ -	0%		Rates based on published Medicaid FFS Schedule (Medicaid Expenditures are on DHHS Books, State-Funded are on DDSN Books)
	An Angel's Touch	\$ -	\$ -	0%		Rates based on published Medicaid FFS Schedule (Medicaid Expenditures are on DHHS Books, State-Funded are on DDSN Books)
	Anderson County DSN Board	\$ -	\$ 466,537	0%		Rates based on published Medicaid FFS Schedule (Medicaid Expenditures are on DHHS Books, State-Funded are on DDSN Books)
	Arc of the Midlands	\$ -	\$ 31,885	0%		Rates based on published Medicaid FFS Schedule (Medicaid Expenditures are on DHHS Books, State-Funded are on DDSN Books)
	Art of Living Community & Support Services	\$ -	\$ -	0%		Rates based on published Medicaid FFS Schedule (Medicaid Expenditures are on DHHS Books, State-Funded are on DDSN Books)
	Attentive Angels Home Care	\$ -	\$ -	0%		Rates based on published Medicaid FFS Schedule (Medicaid Expenditures are on DHHS Books, State-Funded are on DDSN Books)
	Babcock Center, Inc.	\$ -	\$ 196,120	0%		Rates based on published Medicaid FFS Schedule (Medicaid Expenditures are on DHHS Books, State-Funded are on DDSN Books)
	Bamberg County DSN Board	\$ -	\$ -	0%		Rates based on published Medicaid FFS Schedule (Medicaid Expenditures are on DHHS Books, State-Funded are on DDSN Books)
	Beaufort County DSN Board	\$ -	\$ 77,538	0%		Rates based on published Medicaid FFS Schedule (Medicaid Expenditures are on DHHS Books, State-Funded are on DDSN Books)
	Becket Academy, Inc.	\$ -	\$ 32,868	0%		Rates based on published Medicaid FFS Schedule (Medicaid Expenditures are on DHHS Books, State-Funded are on DDSN Books)
	Berkeley Citizens	\$ -	\$ 181,075	0%		Rates based on published Medicaid FFS Schedule (Medicaid Expenditures are on DHHS Books, State-Funded are on DDSN Books)
	Blossom Here	\$ -	\$ -	0%		Rates based on published Medicaid FFS Schedule (Medicaid Expenditures are on DHHS Books, State-Funded are on DDSN Books)
	Bright Start	\$ -	\$ -	0%		Rates based on published Medicaid FFS Schedule (Medicaid Expenditures are on DHHS Books, State-Funded are on DDSN Books)
	Broadstep Academy South Carolina, Inc.	\$ -	\$ 3,207,751	0%		Rates based on published Medicaid FFS Schedule (Medicaid Expenditures are on DHHS Books, State-Funded are on DDSN Books)
	Burton Center	\$ -	\$ 15,234	0%		Rates based on published Medicaid FFS Schedule (Medicaid Expenditures are on DHHS Books, State-Funded are on DDSN Books)
	Calhoun County DSN Board	\$ -	\$ -	0%		Rates based on published Medicaid FFS Schedule (Medicaid Expenditures are on DHHS Books, State-Funded are on DDSN Books)
	Care Givers (Access Healthcare)	\$ -	\$ -	0%		Rates based on published Medicaid FFS Schedule (Medicaid Expenditures are on DHHS Books, State-Funded are on DDSN Books)
	Center for Developmental Services	\$ -	\$ -	0%		Rates based on published Medicaid FFS Schedule (Medicaid Expenditures are on DHHS Books, State-Funded are on DDSN Books)
	Charles Lea Center	\$ -	\$ 224,682	0%		Rates based on published Medicaid FFS Schedule (Medicaid Expenditures are on DHHS Books, State-Funded are on DDSN Books)
	Cherokee County DSN Board	\$ -	\$ -	0%		Rates based on published Medicaid FFS Schedule (Medicaid Expenditures are on DHHS Books, State-Funded are on DDSN Books)
	CHESCO Services DSN Board	\$ -	\$ 1,235,965	0%		Rates based on published Medicaid FFS Schedule (Medicaid Expenditures are on DHHS Books, State-Funded are on DDSN Books)
	Chester Lancaster County DSN Board	\$ -	\$ -	0%		Rates based on published Medicaid FFS Schedule (Medicaid Expenditures are on DHHS Books, State-Funded are on DDSN Books)
	CHS Group, LLC	\$ -	\$ 150,050	0%		Rates based on published Medicaid FFS Schedule (Medicaid Expenditures are on DHHS Books, State-Funded are on DDSN Books)
	Clarendon County DSN Board	\$ -	\$ -	0%		Rates based on published Medicaid FFS Schedule (Medicaid Expenditures are on DHHS Books, State-Funded are on DDSN Books)
	Colleton County DSN Board	\$ -	\$ -	0%		Rates based on published Medicaid FFS Schedule (Medicaid Expenditures are on DHHS Books, State-Funded are on DDSN Books)
	Comfort Home Health Care, Inc.	\$ -	\$ -	0%		Rates based on published Medicaid FFS Schedule (Medicaid Expenditures are on DHHS Books, State-Funded are on DDSN Books)
	Community Options, Inc.	\$ -	\$ 713,129	0%		Rates based on published Medicaid FFS Schedule (Medicaid Expenditures are on DHHS Books, State-Funded are on DDSN Books)
	D&S Community Services	\$ -	\$ 47,395	0%		Rates based on published Medicaid FFS Schedule (Medicaid Expenditures are on DHHS Books, State-Funded are on DDSN Books)
	Darlington County DSN Board	\$ -	\$ 77,120	0%		Rates based on published Medicaid FFS Schedule (Medicaid Expenditures are on DHHS Books, State-Funded are on DDSN Books)
	Charleston County DSN Board	\$ -	\$ 391,248	0%		Rates based on published Medicaid FFS Schedule (Medicaid Expenditures are on DHHS Books, State-Funded are on DDSN Books)
	Dorchester County DSN Board	\$ -	\$ 90,300	0%		Rates based on published Medicaid FFS Schedule (Medicaid Expenditures are on DHHS Books, State-Funded are on DDSN Books)
	Engage In Play Early Intervention	\$ -	\$ -	0%		Rates based on published Medicaid FFS Schedule (Medicaid Expenditures are on DHHS Books, State-Funded are on DDSN Books)
	Everlasting Arms Home Care, LLC	\$ -	\$ -	0%		Rates based on published Medicaid FFS Schedule (Medicaid Expenditures are on DHHS Books, State-Funded are on DDSN Books)
	Fairfield County DSN Board	\$ -	\$ -	0%		Rates based on published Medicaid FFS Schedule (Medicaid Expenditures are on DHHS Books, State-Funded are on DDSN Books)
	Family Support Services, LLC	\$ -	\$ -	0%		Rates based on published Medicaid FFS Schedule (Medicaid Expenditures are on DHHS Books, State-Funded are on DDSN Books)
	Florence County DSN Board	\$ -	\$ 39,311	0%		Rates based on published Medicaid FFS Schedule (Medicaid Expenditures are on DHHS Books, State-Funded are on DDSN Books)
	Georgetown County DSN Board	\$ -	\$ 96,400	0%		Rates based on published Medicaid FFS Schedule (Medicaid Expenditures are on DHHS Books, State-Funded are on DDSN Books)
	Goodwill Industries of Upstate/Midlands	\$ -	\$ -	0%		Rates based on published Medicaid FFS Schedule (Medicaid Expenditures are on DHHS Books, State-Funded are on DDSN Books)
	Great Kids & Awesome Adults	\$ -	\$ -	0%		Rates based on published Medicaid FFS Schedule (Medicaid Expenditures are on DHHS Books, State-Funded are on DDSN Books)
	Growing Home Southeast	\$ -	\$ -	0%		Rates based on published Medicaid FFS Schedule (Medicaid Expenditures are on DHHS Books, State-Funded are on DDSN Books)

# DDSN FY24 Contractual Agreements

**DRAFT**

TYPE OF CONTRACT/CONTRACT LOCATION	VENDOR/PROVIDER NAME	FY24 CONTRACT VALUE	FY24 EXPENDITURES	% OF CONTRACT SPENT	FY25 CONTRACT VALUE	DESCRIPTION OF CONTRACT
<b>Fee-For-Service Continued</b>	Hampton County DSN Board	\$ -	\$ -	0%		Rates based on published Medicaid FFS Schedule (Medicaid Expenditures are on DHHS Books, State-Funded are on DDSN Books)
	Heart & Hands CLA, LLC	\$ -	\$ -	0%		Rates based on published Medicaid FFS Schedule (Medicaid Expenditures are on DHHS Books, State-Funded are on DDSN Books)
	Hermeione L. Flowers	\$ -	\$ -	0%		Rates based on published Medicaid FFS Schedule (Medicaid Expenditures are on DHHS Books, State-Funded are on DDSN Books)
	Horry County DSN Board	\$ -	\$ 6,489	0%		Rates based on published Medicaid FFS Schedule (Medicaid Expenditures are on DHHS Books, State-Funded are on DDSN Books)
	In Loving Hands Home Care Agency	\$ -	\$ -	0%		Rates based on published Medicaid FFS Schedule (Medicaid Expenditures are on DHHS Books, State-Funded are on DDSN Books)
	Jasper County DSN Board	\$ -	\$ -	0%		Rates based on published Medicaid FFS Schedule (Medicaid Expenditures are on DHHS Books, State-Funded are on DDSN Books)
	Kershaw County DSN Board	\$ -	\$ -	0%		Rates based on published Medicaid FFS Schedule (Medicaid Expenditures are on DHHS Books, State-Funded are on DDSN Books)
	Kid In Development Services	\$ -	\$ -	0%		Rates based on published Medicaid FFS Schedule (Medicaid Expenditures are on DHHS Books, State-Funded are on DDSN Books)
	Laurens County DSN Board	\$ -	\$ 309,442	0%		Rates based on published Medicaid FFS Schedule (Medicaid Expenditures are on DHHS Books, State-Funded are on DDSN Books)
	Lee County DSN Board	\$ -	\$ -	0%		Rates based on published Medicaid FFS Schedule (Medicaid Expenditures are on DHHS Books, State-Funded are on DDSN Books)
	Low Country Professional Intervention Services, LLC	\$ -	\$ -	0%		Rates based on published Medicaid FFS Schedule (Medicaid Expenditures are on DHHS Books, State-Funded are on DDSN Books)
	Lutheran Family Services	\$ -	\$ -	0%		Rates based on published Medicaid FFS Schedule (Medicaid Expenditures are on DHHS Books, State-Funded are on DDSN Books)
	Marion Dillon County DSN Board	\$ -	\$ -	0%		Rates based on published Medicaid FFS Schedule (Medicaid Expenditures are on DHHS Books, State-Funded are on DDSN Books)
	Marlboro County DSN Board	\$ -	\$ -	0%		Rates based on published Medicaid FFS Schedule (Medicaid Expenditures are on DHHS Books, State-Funded are on DDSN Books)
	MaxAbilities of York County DSN Board	\$ -	\$ 174,956	0%		Rates based on published Medicaid FFS Schedule (Medicaid Expenditures are on DHHS Books, State-Funded are on DDSN Books)
	Newberry County DSN Board	\$ -	\$ -	0%		Rates based on published Medicaid FFS Schedule (Medicaid Expenditures are on DHHS Books, State-Funded are on DDSN Books)
	Oconee County DSN Board	\$ -	\$ 35,760	0%		Rates based on published Medicaid FFS Schedule (Medicaid Expenditures are on DHHS Books, State-Funded are on DDSN Books)
	Orangeburg County DSN Board	\$ -	\$ 68,144	0%		Rates based on published Medicaid FFS Schedule (Medicaid Expenditures are on DHHS Books, State-Funded are on DDSN Books)
	Palmetto Early Intervention, LLC	\$ -	\$ -	0%		Rates based on published Medicaid FFS Schedule (Medicaid Expenditures are on DHHS Books, State-Funded are on DDSN Books)
	Palmetto Goodwill	\$ -	\$ -	0%		Rates based on published Medicaid FFS Schedule (Medicaid Expenditures are on DHHS Books, State-Funded are on DDSN Books)
	Path Finders Team Services	\$ -	\$ -	0%		Rates based on published Medicaid FFS Schedule (Medicaid Expenditures are on DHHS Books, State-Funded are on DDSN Books)
	Pee Dee Professional Intervention Services, LLC	\$ -	\$ -	0%		Rates based on published Medicaid FFS Schedule (Medicaid Expenditures are on DHHS Books, State-Funded are on DDSN Books)
	Peek-A-Boo EI	\$ -	\$ -	0%		Rates based on published Medicaid FFS Schedule (Medicaid Expenditures are on DHHS Books, State-Funded are on DDSN Books)
	Pickens County DSN Board	\$ -	\$ 46,484	0%		Rates based on published Medicaid FFS Schedule (Medicaid Expenditures are on DHHS Books, State-Funded are on DDSN Books)
	Pine Grove OPCO LLC	\$ -	\$ -	0%		Rates based on published Medicaid FFS Schedule (Medicaid Expenditures are on DHHS Books, State-Funded are on DDSN Books)
	Presbyterian Agency for the Developmentally Disabled	\$ -	\$ -	0%		Rates based on published Medicaid FFS Schedule (Medicaid Expenditures are on DHHS Books, State-Funded are on DDSN Books)
	Prime Community Development Corporation	\$ -	\$ -	0%		Rates based on published Medicaid FFS Schedule (Medicaid Expenditures are on DHHS Books, State-Funded are on DDSN Books)
	Programs for Exceptional People	\$ -	\$ -	0%		Rates based on published Medicaid FFS Schedule (Medicaid Expenditures are on DHHS Books, State-Funded are on DDSN Books)
	Project Hope Foundation, Inc.	\$ -	\$ -	0%		Rates based on published Medicaid FFS Schedule (Medicaid Expenditures are on DHHS Books, State-Funded are on DDSN Books)
	Richland Lexington County DSN Board	\$ -	\$ 41,708	0%		Rates based on published Medicaid FFS Schedule (Medicaid Expenditures are on DHHS Books, State-Funded are on DDSN Books)
	Right Steps, LLC	\$ -	\$ -	0%		Rates based on published Medicaid FFS Schedule (Medicaid Expenditures are on DHHS Books, State-Funded are on DDSN Books)
	SAFY of SC, Inc.	\$ -	\$ -	0%		Rates based on published Medicaid FFS Schedule (Medicaid Expenditures are on DHHS Books, State-Funded are on DDSN Books)
	Samaritan Bed and Bath Services, Inc.	\$ -	\$ -	0%		Rates based on published Medicaid FFS Schedule (Medicaid Expenditures are on DHHS Books, State-Funded are on DDSN Books)
	SC Autism Society	\$ -	\$ -	0%		Rates based on published Medicaid FFS Schedule (Medicaid Expenditures are on DHHS Books, State-Funded are on DDSN Books)
	SC Mentor, Inc.	\$ -	\$ 143,897	0%		Rates based on published Medicaid FFS Schedule (Medicaid Expenditures are on DHHS Books, State-Funded are on DDSN Books)
	SOS Health Care, Inc.	\$ -	\$ -	0%		Rates based on published Medicaid FFS Schedule (Medicaid Expenditures are on DHHS Books, State-Funded are on DDSN Books)
	Student Solutions, LLC	\$ -	\$ -	0%		Rates based on published Medicaid FFS Schedule (Medicaid Expenditures are on DHHS Books, State-Funded are on DDSN Books)
	Sumter County DSN Board	\$ -	\$ 305,307	0%		Rates based on published Medicaid FFS Schedule (Medicaid Expenditures are on DHHS Books, State-Funded are on DDSN Books)
	Sunrise Community of South Carolina, Inc.	\$ -	\$ -	0%		Rates based on published Medicaid FFS Schedule (Medicaid Expenditures are on DHHS Books, State-Funded are on DDSN Books)
	The Arc of South Carolina	\$ -	\$ -	0%		Rates based on published Medicaid FFS Schedule (Medicaid Expenditures are on DHHS Books, State-Funded are on DDSN Books)
	The Columbus Organization	\$ -	\$ -	0%		Rates based on published Medicaid FFS Schedule (Medicaid Expenditures are on DHHS Books, State-Funded are on DDSN Books)
	Thrive Upstate DSN Board	\$ -	\$ 74,430	0%		Rates based on published Medicaid FFS Schedule (Medicaid Expenditures are on DHHS Books, State-Funded are on DDSN Books)
	Tina Greene & Associates	\$ -	\$ -	0%		Rates based on published Medicaid FFS Schedule (Medicaid Expenditures are on DHHS Books, State-Funded are on DDSN Books)
	Tri-Development Center of Aiken County	\$ -	\$ 98,296	0%		Rates based on published Medicaid FFS Schedule (Medicaid Expenditures are on DHHS Books, State-Funded are on DDSN Books)
	Union County DSN Board	\$ -	\$ 8,003	0%		Rates based on published Medicaid FFS Schedule (Medicaid Expenditures are on DHHS Books, State-Funded are on DDSN Books)
	United Cerebral Palsy of SC	\$ -	\$ 111,577	0%		Rates based on published Medicaid FFS Schedule (Medicaid Expenditures are on DHHS Books, State-Funded are on DDSN Books)
	Williamsburg County DSN Board	\$ -	\$ -	0%		Rates based on published Medicaid FFS Schedule (Medicaid Expenditures are on DHHS Books, State-Funded are on DDSN Books)
		\$ 7,903,000	\$ 8,736,624	111%	\$ 8,320,000	<b>Total FFS (Reduced FY25 Projection as some charges were non-recurring one time transitional costs)</b>
<b>Family Support Respite</b>	Charleston County DSN Board	\$ 65,881	\$ 65,881	100%	\$ 62,966	Non-Waiver, Non-At risk population (0-6 years old). Based on Active and In-Active Caseloads and per Policy 734-01-DD
	Calhoun County DSN Board	\$ 7,475	\$ 7,475	100%	\$ 7,653	Non-Waiver, Non-At risk population (0-6 years old). Based on Active and In-Active Caseloads and per Policy 734-01-DD
	Laurens County DSN Board	\$ 22,426	\$ 22,426	100%	\$ 23,540	Non-Waiver, Non-At risk population (0-6 years old). Based on Active and In-Active Caseloads and per Policy 734-01-DD
	Clarendon County DSN Board	\$ 6,578	\$ 6,578	100%	\$ 6,200	Non-Waiver, Non-At risk population (0-6 years old). Based on Active and In-Active Caseloads and per Policy 734-01-DD
	CHESCO Services DSN Board	\$ 13,057	\$ 13,057	100%	\$ 14,434	Non-Waiver, Non-At risk population (0-6 years old). Based on Active and In-Active Caseloads and per Policy 734-01-DD
	Anderson County DSN Board	\$ 50,000	\$ 50,000	100%	\$ 50,456	Non-Waiver, Non-At risk population (0-6 years old). Based on Active and In-Active Caseloads and per Policy 734-01-DD
	Chester Lancaster County DSN Board	\$ 18,140	\$ 18,248	101%	\$ 17,340	Non-Waiver, Non-At risk population (0-6 years old). Based on Active and In-Active Caseloads and per Policy 734-01-DD
	Horry County DSN Board	\$ 52,725	\$ 57,525	109%	\$ 51,729	Non-Waiver, Non-At risk population (0-6 years old). Based on Active and In-Active Caseloads and per Policy 734-01-DD
	Richland Lexington County DSN Board	\$ 115,218	\$ 165,218	143%	\$ 178,936	Non-Waiver, Non-At risk population (0-6 years old). Based on Active and In-Active Caseloads and per Policy 734-01-DD

DDSN FY24 Contractual Agreements

DRAFT

TYPE OF CONTRACT/CONTRACT LOCATION	VENDOR/PROVIDER NAME	FY24 CONTRACT VALUE	FY24 EXPENDITURES	% OF CONTRACT SPENT	FY25 CONTRACT VALUE	DESCRIPTION OF CONTRACT
<b>Family Support Respite Continued</b>	Georgetown County DSN Board	\$ 11,960	\$ 11,960	100%	\$ 12,109	Non-Waiver, Non-At risk population (0-6 years old). Based on Active and In-Active Caseloads and per Policy 734-01-DD
	Bamberg County DSN Board	\$ 8,572	\$ 8,572	100%	\$ 7,265	Non-Waiver, Non-At risk population (0-6 years old). Based on Active and In-Active Caseloads and per Policy 734-01-DD
	Marlboro County DSN Board	\$ 7,276	\$ 7,276	100%	\$ 7,556	Non-Waiver, Non-At risk population (0-6 years old). Based on Active and In-Active Caseloads and per Policy 734-01-DD
	Darlington County DSN Board	\$ 20,233	\$ 20,308	100%	\$ 19,568	Non-Waiver, Non-At risk population (0-6 years old). Based on Active and In-Active Caseloads and per Policy 734-01-DD
	Marion Dillon County DSN Board	\$ 15,947	\$ 15,947	100%	\$ 15,499	Non-Waiver, Non-At risk population (0-6 years old). Based on Active and In-Active Caseloads and per Policy 734-01-DD
	Dorchester County DSN Board	\$ 47,044	\$ 47,044	100%	\$ 43,883	Non-Waiver, Non-At risk population (0-6 years old). Based on Active and In-Active Caseloads and per Policy 734-01-DD
	Orangeburg County DSN Board	\$ 42,260	\$ 42,260	100%	\$ 43,592	Non-Waiver, Non-At risk population (0-6 years old). Based on Active and In-Active Caseloads and per Policy 734-01-DD
	Aiken County DSN Board	\$ 35,183	\$ 35,183	100%	\$ 37,005	Non-Waiver, Non-At risk population (0-6 years old). Based on Active and In-Active Caseloads and per Policy 734-01-DD
	Florence County DSN Board	\$ 46,346	\$ 46,346	100%	\$ 44,270	Non-Waiver, Non-At risk population (0-6 years old). Based on Active and In-Active Caseloads and per Policy 734-01-DD
	Allendale Barnwell County DSN Board	\$ 2,193	\$ 2,193	100%	\$ 2,131	Non-Waiver, Non-At risk population (0-6 years old). Based on Active and In-Active Caseloads and per Policy 734-01-DD
	Charles Lea Center	\$ 71,862	\$ 71,862	100%	\$ 70,522	Non-Waiver, Non-At risk population (0-6 years old). Based on Active and In-Active Caseloads and per Policy 734-01-DD
	Kershaw County DSN Board	\$ 9,768	\$ 9,768	100%	\$ 9,687	Non-Waiver, Non-At risk population (0-6 years old). Based on Active and In-Active Caseloads and per Policy 734-01-DD
	Newberry County DSN Board	\$ 6,877	\$ 6,877	100%	\$ 7,653	Non-Waiver, Non-At risk population (0-6 years old). Based on Active and In-Active Caseloads and per Policy 734-01-DD
	Center for Developmental Services	\$ 27,608	\$ 28,140	102%	\$ 28,480	Non-Waiver, Non-At risk population (0-6 years old). Based on Active and In-Active Caseloads and per Policy 734-01-DD
	Cherokee County DSN Board	\$ 15,349	\$ 15,349	100%	\$ 14,628	Non-Waiver, Non-At risk population (0-6 years old). Based on Active and In-Active Caseloads and per Policy 734-01-DD
	SC Autism Society	\$ 181,498	\$ 192,417	106%	\$ 122,542	Non-Waiver, Non-At risk population (0-6 years old). Based on Active and In-Active Caseloads and per Policy 734-01-DD
	Bright Start	\$ 276,183	\$ 285,826	103%	\$ 328,007	Non-Waiver, Non-At risk population (0-6 years old). Based on Active and In-Active Caseloads and per Policy 734-01-DD
	Thrive Upstate DSN Board	\$ 5,980	\$ 13,548	227%	\$ -	Non-Waiver, Non-At risk population (0-6 years old). Based on Active and In-Active Caseloads and per Policy 734-01-DD
	Arc of South Carolina	\$ 108,473	\$ 112,725	104%	\$ 110,240	Non-Waiver, Non-At risk population (0-6 years old). Based on Active and In-Active Caseloads and per Policy 734-01-DD
	Beaufort County DSN Board	\$ 25,316	\$ 25,316	100%	\$ 26,833	Non-Waiver, Non-At risk population (0-6 years old). Based on Active and In-Active Caseloads and per Policy 734-01-DD
	Path Finders Team Services	\$ 7,974	\$ 3,987	50%	\$ -	Non-Waiver, Non-At risk population (0-6 years old). Based on Active and In-Active Caseloads and per Policy 734-01-DD
	MaxAbilities of York County DSN Board	\$ 39,070	\$ 39,070	100%	\$ 40,492	Non-Waiver, Non-At risk population (0-6 years old). Based on Active and In-Active Caseloads and per Policy 734-01-DD
	Sumter County DSN Board	\$ 23,123	\$ 23,123	100%	\$ 22,377	Non-Waiver, Non-At risk population (0-6 years old). Based on Active and In-Active Caseloads and per Policy 734-01-DD
	Central Office Care Coordination	\$ 660,405	\$ 1,950	0%	\$ 620,407	Non-Waiver, Non-At risk population (0-6 years old). Based on Active and In-Active Caseloads and per Policy 734-01-DD
		\$ 2,048,000	\$ 1,407,573	69%	\$ 2,048,000	<b>Total Family Support Respite</b>
<b>Special Contracts</b>	Babcock Center	\$ 56,000	\$ 112,000	200%	\$ 112,000	Facility Cost to Operate HASCI Transitional Program
	Babcock Center	\$ 1,700	\$ 1,700	100%	\$ 1,700	Think First Midlands
	Brain Injury Association of South Carolina	\$ 65,000	\$ 65,000	100%	\$ 65,000	Family Support Network
	Brain Injury Association of South Carolina	\$ -	\$ 37,415	0%	\$ 37,000	Federal Traumatic Brain Injury Grant Program
	Charleston County DSN Board	\$ 112,000	\$ 112,000	100%	\$ 112,000	Facility Cost to Operate HASCI Transitional Program
	Family Connection of South Carolina	\$ 65,000	\$ 65,000	100%	\$ 65,000	Family Support Network
	Horry County DSN Board	\$ 56,000	\$ 112,000	200%	\$ 112,000	Facility Cost to Operate HASCI Transitional Program
	Prisma Health - Midlands	\$ 1,700	\$ 1,700	100%	\$ 1,700	Think First Midlands
	Devereaux Advanced Behavioral Health	\$ 527,308	\$ 218,342	41%	\$ 500,000	Emergency Placement G.M
	SC Respite Coalition	\$ 257,000	\$ 237,918	93%	\$ 257,000	Respite Training
	SC Spinal Cord Injury	\$ 65,000	\$ 64,981	100%	\$ 65,000	Family Support Network
	SC Spinal Cord Injury	\$ 1,700	\$ 1,700	100%	\$ 1,700	Think First Midlands
	Special Olympics	\$ 250,000	\$ 250,000	100%	\$ 250,000	Unified Sports Program
	Thrive Upstate DSN Board	\$ 56,000	\$ 112,000	200%	\$ 112,000	Facility Cost to Operate HASCI Transitional Program
	MUSC	\$ -	\$ 75,786	0%	\$ 75,000	
	USC Center for Applied Research & Arnold School of Public Health	\$ 99,938	\$ 99,938	100%	\$ 100,000	Needs Assessment and Facilitation to Update the SC TBI State Plan.
	USC - Center for Disabilities Resources (CDR)	\$ 605,097	\$ 411,845	68%	\$ 650,028	Training Programs and Technical Assistance for Staff
	USC - Training Programs for Attendant Care	\$ 200,000	\$ 201,082	101%	\$ 225,000	Training Programs for Attendant Care
		\$ 2,419,443	\$ 2,180,408	90%	\$ 2,742,128	<b>Total Special</b>
<b>Post-Acute Rehabilitation Project</b>	Prisma Health - Upstate	\$ 1,700,000	\$ 818,885	48%	\$ 1,700,000	
	Carolina Rehabilitation	\$ 400,000	\$ 446,218	112%	\$ 400,001	Providers are CARF accredited inpatient/outpatient TBI/SCI Rehabilitation Programs approved by SFAA State Procurement Office to participate in RFP Solicitation: 5400020743
	Rehab Without Walls	\$ 501,000	\$ 555,760	111%	\$ 501,001	
	Roper Hospital	\$ 1,700,000	\$ 1,298,584	76%	\$ 1,700,001	
		\$ 4,301,000	\$ 3,119,447	73%	\$ 4,301,003	<b>Total PARI Program</b>

## DDSN FY24 Contractual Agreements

**DRAFT**

TYPE OF CONTRACT/CONTRACT LOCATION	VENDOR/PROVIDER NAME	FY24 CONTRACT VALUE	FY24 EXPENDITURES	% OF CONTRACT SPENT	FY25 CONTRACT VALUE	DESCRIPTION OF CONTRACT
<b>Alternative Placement Residential Services</b>	Avalonia	\$ 365,000	\$ -	0%	\$ 164,564	Medical Rehabilitative Behavioral Services
	Broadstep Academy South Carolina, Inc.	\$ 1,403,500	\$ 870,899	62%	\$ 1,000,000	
	Excalibur Youth Services LLC	\$ 990,700	\$ 856,500	86%	\$ 990,700	Providers are approved by SFAA State Procurement Office to participate in RFP Solicitation: 5400020443
	Broadstep Georgetown	\$ 141,150	\$ -	0%	\$ 141,150	
	Coastal Autism Academy/ SeaCoast OPCO LLC	\$ 564,580	\$ 744,884	132%	\$ 750,000	
	Wise Care	\$ 70,570	\$ 70,766	100%	\$ 70,570	
	Wellpath/Correct Care of SC	\$ 3,380,000	\$ 4,188,650	124%	\$ 4,385,516	
	New Foundations Home for Children	\$ -	\$ 72,278	0%	\$ 75,000	
	Trent Hill Center for Children	\$ -	\$ 3,685	0%	\$ 5,000	
	Integrity Home Care	\$ -	\$ 176,421	0%	\$ 175,000	
	Department of Social Services	\$ 1,222,000	\$ 379,456	31%	\$ 380,000	Includes ISEDC Proviso to DSS for \$380K
	Department of Mental Health	\$ 242,500	\$ 218,319	90%	\$ 242,500	Just Care
		<b>\$ 8,380,000</b>	<b>\$ 7,581,857</b>	<b>90%</b>	<b>\$ 8,380,000</b>	<b>Total Alternative Placement Residential Services</b>
	<b>\$ 111,243,238</b>	<b>\$ 101,679,393</b>	<b>91%</b>	<b>\$ 112,040,805</b>	<b>Grand Total of FY25 Contracts</b>	

# FY25 SPENDING PLAN SUMMARY

**DRAFT**

REVENUE	FY25 PROJECTION
NON-RECURRING CASH SPEND	\$ 36,701,009
RECURRING REVENUE FORECAST	\$ 342,194,411
<b>TOTAL AVAILABLE FOR SPENDING PLAN</b>	<b>\$ 378,895,420</b>

EXPENDITURES	FY25 PROJECTION
STATE FUNDED SUPPORT SERVICES	\$ 31,358,000
COMMUNITY CONTRACT SERVICES	\$ 155,806,505
SALARY AND FRINGE (FTE & CONTRACT STAFF)	\$ 121,890,157
CENTRAL OFFICE OPERATING	\$ 7,338,761
REGIONAL CENTER/REGIONAL AUTISM OPERATING	\$ 23,275,000
CAPITAL PROJECT IMPROVEMENT PLAN (CPIP)	\$ 18,141,425
RESIDENTIAL (EMERGENCY SOLICITATION RESPONSES)	\$ 2,500,000
GENERAL FUND LEGISLATIVE PASS THRU'S (SECTION 118.20)	\$ 2,900,000
GREENWOOD GENETICS CENTER	\$ 15,685,571
<b>TOTAL PROJECTED EXPENDITURES</b>	<b>\$ 378,895,420</b>

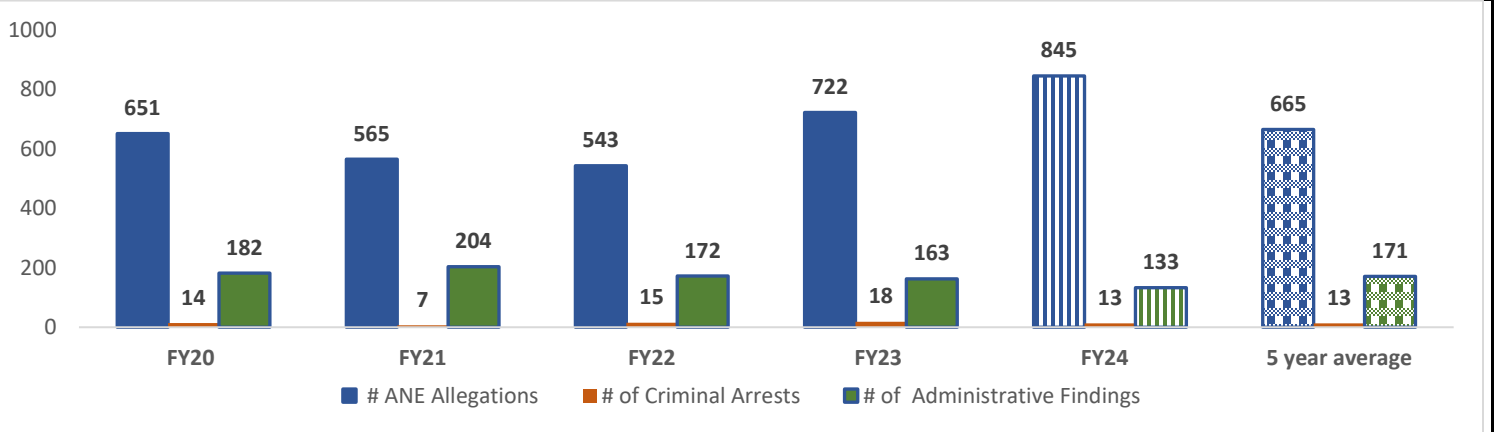


# SCDDSN Incident Management Report 5-year trend data

for Community-Based Services (Includes Residential & Day Service Settings) Thru 6/30/2024

Allegations of Abuse, Neglect, Exploitation	FY20	FY21	FY22	FY23	FY24	5 YEAR Average
# of Individual ANE Allegations	651	565	543	722	845	<b>665</b>
# of ANE Incident Reports (One report may involve multiple allegations)	436	388	389	511	593	<b>463</b>
Rate per 100	11.8	10.9	9.3	12.1	12.5	<b>11.3</b>
# ANE Allegations resulting in Criminal Arrest	14	7	15	18	13	<b>13</b>
# ANE Allegations with Administrative Findings from DSS or State Long-Term Care Ombudsman	182	204	172	163	133	<b>171</b>

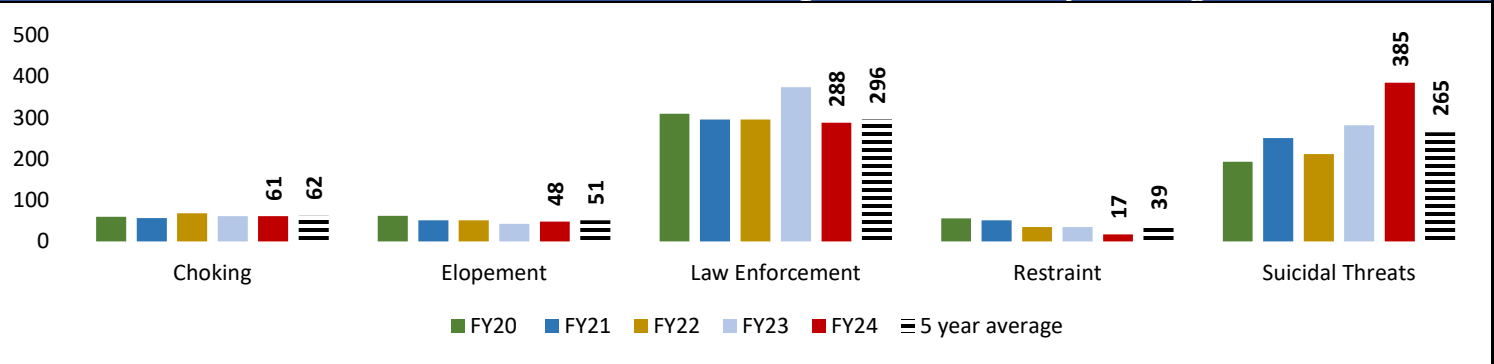
## ANE Allegations: Comparison to Arrest Data & Administrative Findings



There was 1 ANE Report for FY24 involving a child under the age of 18 in a Community Setting. All other reports were for adults.

Critical Incident Reporting	FY20	FY21	FY22	FY23	FY24	5 YEAR Average
# Critical Incidents	982	974	1245	1265	1267	<b>1147</b>
Rate per 100	11.8	10.9	15.4	13.2	13.6	<b>13.0</b>
# Choking Events	65	57	68	61	61	<b>62</b>
# Law Enforcement Calls	310	296	296	292	288	<b>296</b>
# Suicidal Threats	193	251	212	282	385	<b>265</b>
# Emergency Restraints or Restraints w/ Injury	56	51	35	35	17	<b>39</b>

## 5 Year Critical Incident Trend Report- Community Settings



8 Critical Incident Reports involving a child under the age of 18 have been reported in FY24 in a Community Setting.

Death Reporting	FY20	FY21	FY22	FY23	FY24	5 YEAR Average
# of Deaths Reported- Community Residential Settings	86	130	102	95	112	<b>105</b>
Rate per 100	1.9	2.8	2.2	2.0	2.6	<b>2.3</b>

Report Date: 8/2/2024

# Community-Based Incident Management Quarterly Reporting FY24Q4

As we wrapped up FY24, the reporting rates for ANE Allegations increasing by approximately 40% over the last quarter. We finished the year with a 17% increase over FY23, averaging 65-70 allegations per month. There were 14 substantiated allegations resulting in staff arrests. We currently have 133 verified, non-criminal, Standard of Care allegations. Most Standard of Care findings are related to Dignity/Respect concerns (30%) and Staffing/Supervision issues (29%).

**Critical Incidents-** There have been 1267 Critical Incidents reported in Community Settings through the end of the year. We continue to have a decrease in the number of law enforcement calls, as compared to prior years, but the number of suicidal threats has sharply increased.

**Deaths-** There have been 112 deaths reported in FY24 among Community-based residential settings.

## **Training:**

As mentioned in the last quarterly report, DDSN is pleased to work with IntellectAbility to develop a new on-line training course related to abuse prevention and reporting allegations of ANE. The new training will include periodic knowledge checks/testing within the curriculum. This training is expected to be available later this summer. IntellectAbility has also made free training available to our providers for the “Fatal 5,” including prevention and treatment of individuals at risk for aspiration, dehydration, dysphagia, bowel obstructions, seizures, and sepsis.

DDSN has also partnered with The Council on Quality and Leadership (CQL) to offer free training on Person-Centered training, Personal Outcome Measures, promoting informed choices, and developing effective Human Rights Committees. There are 9 free webinars available over the coming months.

Our Quality Management team has also participate in the State Long-Term Care Ombudsman’s Office regional training to address prevention strategies and reporting of allegations. The sessions are intended to help improve the information provided within the reports and address corrective actions, including provider training for staff, policy and procedural concerns, and supervision adjustments.

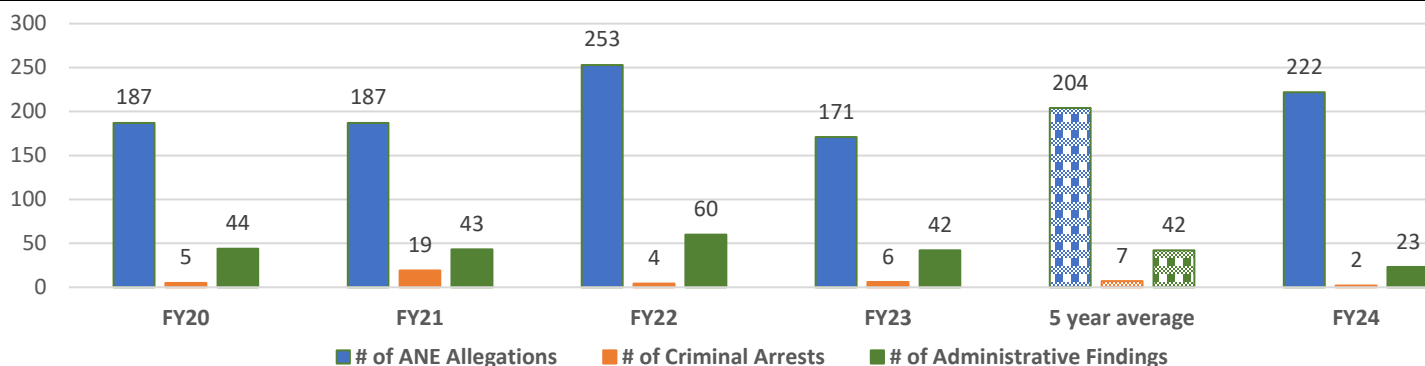
The State Law Enforcement Division has also recently completed a series of regional trainings for DDSN and its contracted provider agencies. These sessions have been well-attended.

# SCDDSN Incident Management Report 5-year trend data

for Regional Centers *Thru 6/30/2024*

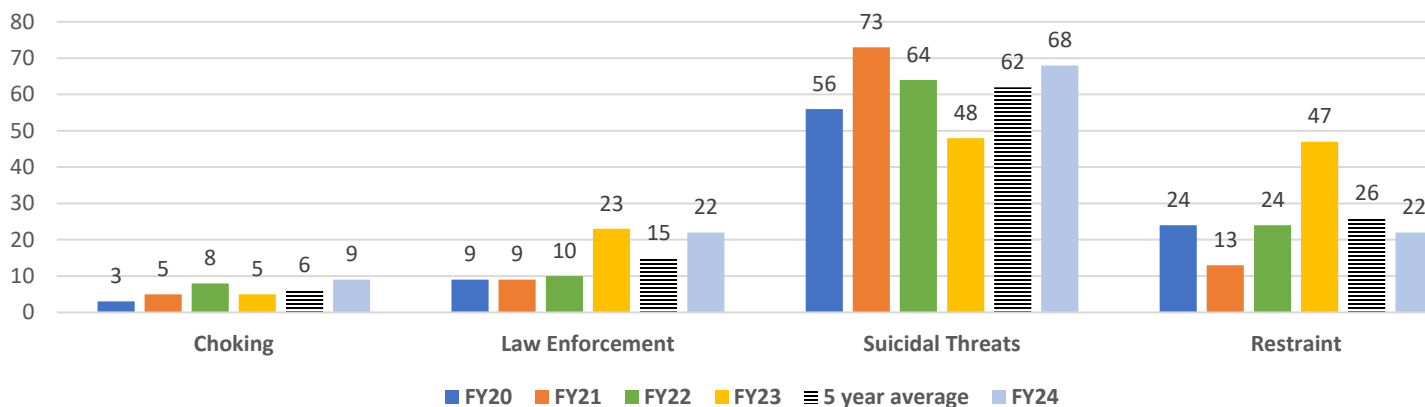
Allegations of Abuse, Neglect, & Exploitation	FY20	FY21	FY22	FY23	5 YEAR Average	FY24
# of Individual ANE Allegations	187	187	253	171	<b>204</b>	222
# of ANE Incident Reports (One report may involve multiple allegations)	136	138	167	138	<b>146</b>	153
Rate per 100	28.9	27.9	38.0	31.7	<b>30.8</b>	27.5
# ANE Allegations resulting in Criminal Arrest	5	19	4	6	<b>7</b>	2
# ANE Allegations with Administrative Findings from DSS or State Long-Term Care Ombudsman	44	43	60	42	<b>42</b>	23

## ANE Allegations: Comparison to Arrest Data & Administrative Findings



There were 4 ANE reports for FY24 involving a minor.

Critical Incident Reporting	FY20	FY21	FY22	FY23	5 YEAR Average	FY24
# Critical Incidents	135	124	160	171	<b>152</b>	169
Rate per 100	20.8	19.1	24.2	24.8	<b>27.3</b>	29.8
# Choking Events	3	5	8	5	<b>6</b>	9
# Law Enforcement Calls	9	9	10	23	<b>15</b>	22
# Suicidal Threats	56	73	64	48	<b>62</b>	68
# Emergency Restraints or Restraints w/ Injury	24	13	24	47	<b>26</b>	22



There were 0 Critical Incident Reports for FY24 involving minors. All reports were for adults.

Death Reporting	FY20	FY21	FY22	FY23	5 YEAR Average	FY24
# of Deaths Reported - Regional Centers	22	48	36	21	<b>30</b>	24
Rate per 100	3.4	7.0	5.4	4.0	<b>4.8</b>	4.3