

SOUTH CAROLINA COMMISSION ON DISABILITIES AND SPECIAL NEEDS

MINUTES

October 23, 2014

The South Carolina Commission on Disabilities and Special Needs met on Thursday, October 23, 2014, at 10:00 a.m. at the Babcock Center, Mary L. Duffie Administration Building/Training Room, West Columbia, South Carolina.

The following were in attendance:

COMMISSION

Present:

Christine Sharp, Chairperson
Fred Lynn, Vice Chairman
Eva Ravenel, Secretary
Bill Danielson
Katherine Davis
Katherine Finley

Absent:

Harvey Shiver

DDSN Administrative Staff

Dr. Buscemi, State Director; Mrs. Susan Beck, Associate State Director, Policy; Associate State Director, Operations; Mr. Tom Waring, Associate State Director, Administration (For other Administrative Staff see Attachment 1 – Sign In Sheet).

Guests

(See Attachment 1 Sign-In Sheet)

Coastal Regional Center (via videoconference)

(See Attachment 2 Sign-In Sheet)

Pee Dee Regional Center (via videoconference)

(See Attachment 3 Sign-In Sheet)

Whitten Regional Center (via videoconference)

(See Attachment 4 Sign-In Sheet)

York County DSN Board (via videoconference)

(See Attachment 5 York County Sign-In Sheet)

News Release of Meeting

Chairperson Christine Sharp called the meeting to order and Commissioner Eva Ravenel read a statement of announcement about the meeting that was mailed to the appropriate media, interested persons, and posted at the Central Office and on the website in accordance with the Freedom of Information Act.

Invocation

Chairperson Christine Sharp gave the invocation.

Adoption of the Agenda

The Commission adopted the October 23, 2014 Meeting Agenda by unanimous consent. (Attachment A)

Approval of the Minutes of the September 25, 2014 Commission Meetings

The Commission approved the minutes of the September 25, 2014 Commission Meeting by unanimous consent.

Public Input

Dr. Judy Johnson of the Babcock Center spoke on behalf of the Center and to welcome the Commission to the Center.

Mr. Ralph Courtney of the Tri-Development Center spoke on behalf of the SC Disabilities Service Provider Coalition.

Commissioners' Update

Commissioners Katherine Finley, Christine Sharp, Eva Ravenel, and Fred Lynn spoke of events in their districts.

Regional Centers

Dr. Buscemi gave a report of the regional centers stating that this is the first time that DDSN has received funding from the General Assembly for the purpose of transitioning consumers out of the centers to less restrictive community settings while maintaining quality care for them. Dr. Buscemi spoke of how DDSN has moved consumers in the past before the infusion of the funding and that the \$1.5 million will be used to maintain the quality of care at the regional centers as well. The money follows the person/individual when they moved out of a regional center. The \$1.5 million will allow DDSN to remove a smaller portion of the money from the Centers when a person moves into the community, thus making it easier for the Regional Centers as they continue to move people out into the community. The funding will be used in the community to bridge the gap when an individual does move out of a

regional center. She stated that the centers serve as a safety net and there are no plans to close the centers. Consumers are not being forced out into the community. Dr. Buscemi stated that the federal government is requiring states to move individuals into the community and to educate individuals on choice. We must show progress/movement so the federal government will not come in, dictate to South Carolina what must be done, and take the choice away from our state. The quality of life will remain high at the centers when consumers do move out. DDSN will meet the health, safety, and welfare of the consumers. Dr. Buscemi stated that each individual that moves into the community has a transition plan they follow and there is continued follow-up on the individual.

Accountability Report

Mr. Tom Waring spoke on the DDSN FY 2013-2014 Accountability Report that is required annually of all state agencies. Mr. Waring added that the format for preparing the report was different this year. This year's report is based on four key goals in accomplishing the Agency's mission. He then gave an overview of the four key goals and presented documents to demonstrate how the goals were met. The report is on the DDSN website for viewing.

Incident Management Reporting

Mrs. Susan Beck provided information regarding incident management reporting that included statistics on critical incidents, allegation of abuse, neglect, and exploitation and death reporting. DDSN follows the procedures for reporting allegations of Abuse, Neglect, and Exploitation according to the procedures outlined in the SC Code of Law for Child Protection and the Omnibus Adult Protection Act.

There was discussion regarding the Ebola issue. Mrs. Beck stated that DDSN is prepared if action needs to be taken. Mrs. Ann Dalton stated the Ebola precautions have been sent out to the provider network as she sends reports on a quarterly basis. Dr. Buscemi added that the nurses are part of the DHEC workforce implementing precautions. (Attachment B)

DDSN Eligibility Criteria

As previously reported, Dr. Buscemi stated that DHHS would be submitting the developmental period to "up to age 22" for individuals as part of the Medicaid ID/RD waiver renewal and that DDSN would come to the Commission at a future date with the recommendation to change DDSN's eligibility criteria to be consistent with DHHS' requested change. Buscemi stated if the Commission approves this recommendation today, the policy would go through the 45-day process to be effective January 1, 2015. Commissioner Bill Danielson moved to approve the change in DDSN eligibility criteria for intellectual disability to reflect the "developmental period is prior to age 22" pending the CMS approval of the same language for the ID/RD Waiver renewal. The motion was seconded and passed.

Waiting List Report

Mrs. Susan Beck provided a detailed report of the PDD waiting list including a monthly report on the Critical Needs List. Discussion followed regarding the need of additional behavioral support providers and contracting with additional universities to provide course work to assist interested providers in earning their BCBA which is currently provided by DDSN through state funds. DDSN is currently working through an RFP with the University of South Carolina and there are 35 interested individuals beginning the second cohort of classes this month. (Attachment C)

Mrs. Beck spoke of a DHHS Autism Summit that will be held at the Riverbanks Zoo on November 12, 2014. The purpose of the summit is to receive stakeholders input regarding the new state plan.

Reduction Efforts

Dr. Buscemi reported that as of last month, 1,400 Medicaid slots had been rolled out. It will take two to three months to process before the individuals are enrolled. The number of state supported slots will increase. There are 150 to 200 slots in regards to the residential expansion on top of the 1,400 with the anticipation of 1,700 to 1,800 new individuals. HASCI has 329 slots allocated with 125 enrolled, 175 pending and 29 unable to be enrolled; ID has 903 slots allocated with 141 enrolled, 627 pending and 135 not enrolled; CS has 1,254 slots allocated with 160 enrolled, 686 pending and 408 not enrolled. The waiting lists are tracked every two weeks. Providers are getting prepared to serve individuals in their geographical area.

State Director's Report

Dr. Buscemi spoke of the letter she received from DHHS regarding the administrative contract between DDSN and DHHS effective October 1, 2014 and the rate increase of the Band Bs. In October 2012, DDSN requested the rate for the ID/RD waiver day supports be increased to match the rate within the CS Waiver. DHHS notified DDSN Monday of this week that the new rate will be adjusted in MMIS. The increased funding adjustment for this year is retroactive to July 1, 2014. The rate increase will be retro back to October 2012 but DDSN needs more details from DHHS on payment process and timing before we will know the details about passing that money onto providers as well. This will be a \$17 million impact of day program providers will help the provider network tremendously. This is very good news.

Dr. Buscemi reported on her Senate Subcommittee presentation that took place on October 7. The meeting went very well and there was very little discussion on the LAC audit.

Dr. Buscemi stated she and DDSN staff met with budget staff of the Governor's Office to articulate DDSN's budget request.

Dr. Buscemi spoke of the Case Managers Forum that was held October 20, 2014 at the Babcock Center. The forum was very well received and there were very good suggestions that DDSN will look into. There are many issues that need to be worked out in the case management system.

Executive Session

On motion of Commissioner Eva Ravenel, seconded and passed, the Commission entered into Executive Session to discuss contractual matters.

Enter into Public Session

The Commission entered into Public Session. It was noted that no action was taken in the Executive Session.

Next Regular Meeting Date

Chairperson Christine Sharp announced the next regular Commission Meeting is scheduled for Thursday, November 20, 2014 with the starting time to be determined. The meeting will be held at the Midlands Center.

Adjournment

With no further business, Chairperson Christine Sharp adjourned the meeting.

Submitted by,



Sandra J. Delaney

Approved:



Commissioner Eva Ravenel
Secretary

SC COMMISSION ON DISABILITIES ANI
Commission Meetin
October 23, 2014

Attachment 1

Guest Registration Sheet

(PLEASE PRINT) Name and Organization

1. Valarie Bishop, SC DD Council
2. ALTMAN, Chester-Lancaster DSNB
3. Joy Johnson, Babcock center
4. Amelia Hartman, SC DD Council
5. Leann & Johnston, SCHSP
6. Ralph Courtney, SC DSPC
7. Cassidy Evans, SC DHHS
8. George Mary, SC DHHS
9. David Rotholz, USN/CDR
10. Mike Keith, Marion-Dillon DSN
11. Steve Marcone, Sumter DSN
12. R Miller, DD Council
13. Jennifer Van Cleave, Lt. Governor's Office in AP
14. Donna H Hall, Babcock Center
15. Mary Leitner, RL DSNB
16. Kaitlin Roberts, WC Parents Club
17. Deborah & Heather Mapherson, Richland County
18. Julie Cook, SC DHHS
19. Shondata Hall, DDSN
20. Angela Jacildone, SC SCIA

SC COMMISSION ON DISABILITIES AND SPECIAL NEEDS

Commission Meeting

October 23, 2014

Guest Registration Sheet

(PLEASE PRINT) Name and Organization

- | | | |
|-----|------------------|---------------------|
| 21. | Heather Joy | BIASC |
| 22. | Mary Poole | NCBDSW |
| 23. | Sandra Loy | Coastal Center
↓ |
| 24. | Mark Meyers | |
| 25. | Thornwell Simons | P+A |
| 27. | Jen Todd | BS |
| 28. | Beth Bunge | BS - |
| 29. | Caroline Kistler | The Arc of SC |
| 30. | Ann Dalton | SCDDSN |
| 31. | Don Ryan | NCBDSW |
| 32. | Melissa Hallbick | Babcock Center |
| 33. | | |
| 34. | | |
| 35. | | |
| 36. | | |
| 37. | | |
| 38. | | |
| 39. | | |
| 40. | | |

SC COMMISSION ON DISABILITIES AND S
Commission Meeting
October 23, 2014

Attachment 2

Guest Registration Sheet

(PLEASE PRINT) Name and Organization

1. Nilus Mattie Coastal Center
2. Suzanne Johnson Coastal Center parent
3. Rufus Smith
4. Hester Hamaker District II
5. Jennifer Barkley CC parent
6. Ronda Ritchie DDSN Dist. II
7. Luola Bodford CC
- 8.
- 9.
- 10.
- 11.
- 12.
- 13.
- 14.
- 15.
- 16.
- 17.
- 18.
- 19.
- 20.

**SC COMMISSION ON DISABILITIES AND
Commission Meeting
October 23, 2014**

Guest Registration Sheet

(PLEASE PRINT) Name and Organization

- 1. TeHID SCODSN
- 2. Deborah Ann Deborah Ann
- 3. _____
- 4. _____
- 5. _____
- 6. _____
- 7. _____
- 8. _____
- 9. _____
- 10. _____
- 11. _____
- 12. _____
- 13. _____
- 14. _____
- 15. _____
- 16. _____
- 17. _____
- 18. _____
- 19. _____
- 20. _____

SC COMMISSION ON DISABILITIES AND S
Commission Meeting
October 23, 2014

Guest Registration Sheet

(PLEASE PRINT) Name and Organization

- 1. John King DDSN
- 2. Jim Burt BURTON CENTER
- 3. Paul Dyer DDSN
- 4.
- 5.
- 6.
- 7.
- 8.
- 9.
- 10.
- 11.
- 12.
- 13.
- 14.
- 15.
- 16.
- 17.
- 18.
- 19.
- 20.

SC COMMISSION ON DISABILITIES AND :
Commission Meeting
October 23, 2014

Attachment 5

Guest Registration Sheet

(PLEASE PRINT) Name and Organization

1. Janice Fewler, York DSN Board

2. Michelle Shaffer YCBDSN

3. _____

4. _____

5. _____

6. _____

7. _____

8. _____

9. _____

10. _____

11. _____

12. _____

13. _____

14. _____

15. _____

16. _____

17. _____

18. _____

19. _____

20. _____

SOUTH CAROLINA COMMISSION ON DISABILITIES AN


A G E N D A

**South Carolina Department of Disabilities and Special Needs
Babcock Center
2725 Banny Jones Avenue
Mary L. Duffie Administration Building/Training Room
West Columbia, South Carolina 29170**

October 23, 2014

10:00 A.M.

1. Call to Order *Chairperson Christine Sharp*
2. Welcome - Notice of Meeting Statement *Commissioner Eva Ravenel*
3. Invocation *Chairperson Christine Sharp*
4. Introduction of Guests
5. Adoption of Agenda
6. Approval of the Minutes of the September 25, 2014 Commission Meeting
7. Public Input
8. Commissioners' Update *Commissioners*
9. Business:
 - A. Regional Centers *Dr. Beverly Buscemi*
 - B. Accountability Report *Mr. Tom Waring*
 - C. Incident Management *Mrs. Susan Beck*
 - D. DDSN Eligibility Criteria *Mrs. Susan Beck*
 - E. Waiting List
 1. Report *Mrs. Susan Beck*
 2. Reduction Efforts *Dr. Beverly Buscemi*
10. State Director's Report *Dr. Beverly Buscemi*
11. Executive Session - will be closed to the public
12. Enter into Public Session
13. Next Meeting Date (November 20, 2014 at Midlands Center)
14. Adjournment



SCODSN INCIDENT MANAGEMENT REPORTING

- Cost of Incidents
- Allegations of Abuse, Neglect, and Exploitation
- Daily Reporting

SCODSN INCIDENT MANAGEMENT REPORTING

DDSN has a comprehensive system for collecting data related to abuse, neglect, exploitation or other critical incidents. This review covers reporting within the appropriate time frames, completion of internal reviews, and a review of the provider's management action taken, staff training, risk management and quality assurance activities to provide safeguards for the consumers.

DDSN follows the procedures for reporting allegations of Abuse, Neglect, and Exploitation according to the procedures outlined in the SC Code of Law for Adult/ Child Protective services and the Oregon Adult Protection Act.

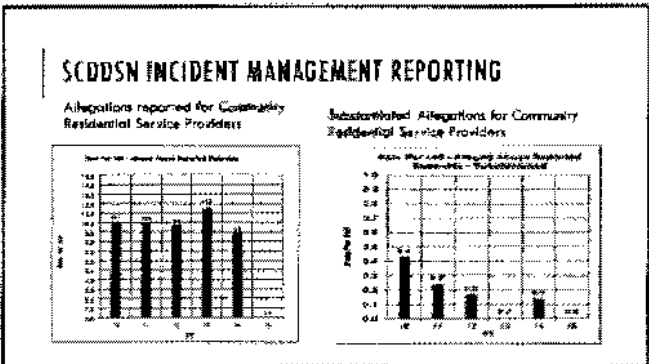
SCODSN INCIDENT MANAGEMENT REPORTING

DDSN tracks, trends, and analyzes all Incident Management data through statewide and provider-level profile reports. These reports provide raw data with regard to the number of reports made and cases substantiated and also gives a rate per 100 ratio. As an additional measure, the reports breakdown the types of abuse cases within the provider agency and the number of each type of report. A listing of the top four types of reports for the provider and the state as a whole is given for additional comparison. The rate per 100 information is especially useful in providing a comparative analysis among agencies.

SCODSN INCIDENT MANAGEMENT REPORTING

Community Residential Services - Allegations of Abuse, Neglect, Exploitation

	FY 10	FY 11	FY 12	FY 13	FY 14
#	428	420	413	492	387
Rate Per 100	10.08	9.90	9.72	11.44	8.87
# Allegations Substantiated					
#	18	10	8	0	6
Rate Per 100	0.43	0.24	0.19	0.00	.14



SCODSN INCIDENT MANAGEMENT REPORTING

Top 4 types of Allegations for Community Residential Service Providers

	Physical	Neglect	Psychological	Exploitation
FY 10	200	94	90	52
FY 11	178	115	102	60
FY 12	197	100	92	49
FY 13	200	162	160	68
FY 14	174	129	78	49

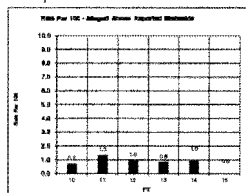
SCDDSN INCIDENT MANAGEMENT REPORTING

Day Services- Allegations of Abuse, Neglect and Exploitation

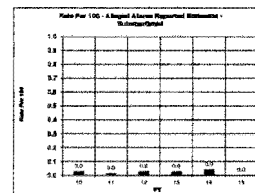
	FY 10	FY 11	FY 12	FY 13	FY 14
#	52	98	71	60	72
Rate Per 100	0.49	1.32	0.96	0.80	.96
# Allegations Substantiated					
#	2	1	2	2	3
Rate Per 100	0.03	0.01	0.03	0.03	.04

SCDDSN INCIDENT MANAGEMENT REPORTING

Allegations reported for Community Day Services



Substantiated Allegations for Community Day Service Providers



SCDDSN INCIDENT MANAGEMENT REPORTING

Top 4 # Types-Statewide for Community Day Service Providers

	Physical	Psychological	Neglect	Exploitation
FY 10	23	16	7	4
FY 11	35	29	18	17
FY 12	38	17	11	4
FY 13	25	18	10	10
FY 14	38	14	13	4

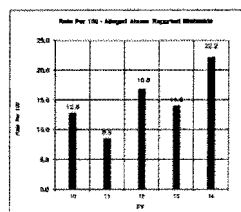
SCDDSN INCIDENT MANAGEMENT REPORTING

ABUSE, NEGLECT, EXPLOITATION reported by Regional Centers

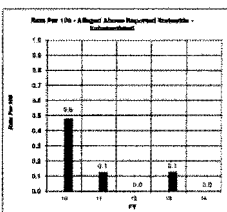
# Allegations	FY 10	FY 11	FY 12	FY 13	FY 14
	107	69	137	110	167
Rate Per 100	12.9	8.5	16.8	13.8	22.1
# Allegations Substantiated	4	1	0	0	0
Rate Per 100 (Substantiated)	0.5	0.1	0.0	0.0	0.0

SCDDSN INCIDENT MANAGEMENT REPORTING

Allegations reported for Regional Centers



Substantiated Allegations for Regional Centers



SCDDSN INCIDENT MANAGEMENT REPORTING

Top 4 types of allegations for DDDSN Regional Centers

	Physical	Psychological	Neglect	Sexual
FY 10	84	12	12	3
FY 11	52	11	5	1
FY 12	103	16	16	9
FY 13	90	8	4	2
FY 14	146	19	8	1

SCDDSN INCIDENT MANAGEMENT REPORTING

ANE Reports- Disciplinary Action Taken

Per 534-02-DD, for all allegations of abuse, neglect or exploitation, the alleged perpetrator must be immediately placed on Administrative Leave Without Pay. Based on the outcome of the internal review for improper conduct and any policy or procedural violations, the provider agency may take appropriate disciplinary action consistent with their human resource policies. Allegations substantiated by SLED, Local Law Enforcement or DSS must result in termination of the employee.

Disciplinary actions for DDSN and its provider agency personnel have been summarized based on actions documented in the Incident Management System.

Community Residential & Day	FY14
Termination	79
Resignation	1
Written Warning	15
Verbal Counseling	6
Suspension	5
Other disciplinary action	11
Regional Centers	FY14
Termination	17
Written Warning	4
Suspension	1
Other disciplinary action	3

SCDDSN INCIDENT MANAGEMENT REPORTING

Critical Incidents

**Critical incident numbers are not unduplicated numbers.

Critical Incident categories are selected by the reporter and more than one category may be selected for an incident. For example, a van accident would be reported under Motor Vehicle Accidents, but it may also involve injuries and possibly Major Medical. Aggression between 2 consumers may result in Law Enforcement Involvement and a report of injuries.

SCDDSN INCIDENT MANAGEMENT REPORTING

Major medical incidents have been steadily increasing, but this is impacted by our agency's aging population and increasing medical needs. There have been more people admitted to the hospital for pneumonia or other respiratory infections, an increase in consumers receiving Hospice care in their DDSN home as opposed to a nursing home, and other medical conditions typically associated with older adults. DDSN staff trend this data and work with program staff to provide appropriate training and technical assistance where needed.

In September 2011, DDSN revised the Critical Incident Directive to include additional criteria under major medical to better track this information. The revised criteria include hospital admissions of 3 or more days or more than 2 ER visits in a 30 day period. This change had a much larger impact on DDSN Regional Centers than the community providers.

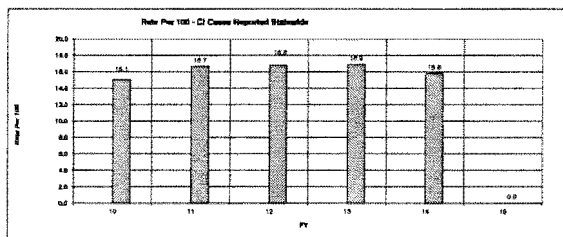
SCDDSN INCIDENT MANAGEMENT REPORTING

Critical Incidents reported by Community Providers (DSN Boards and Qualified Providers)

Incidents

	FY 10	FY 11	FY 12	FY 13	FY 14
#	1,221	1,319	1,324	1,332	1,276
Rate Per 100	15.07	16.68	16.80	16.84	15.81

SCDDSN INCIDENT MANAGEMENT REPORTING



SCDDSN INCIDENT MANAGEMENT REPORTING

Top 4 types of Critical Incidents reported by Community-based providers

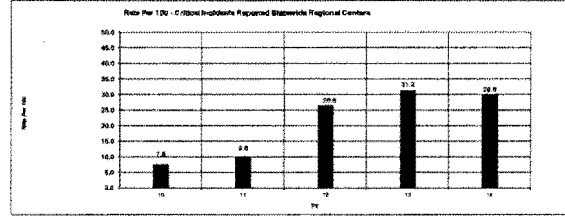
	Maj.Med.	Injury	Aggression	LE
FY 10	412	171	150	118
FY 11	495	156	138	117
FY 12	475	142	135	129
FY 13	391	208	124	115
FY 14	277	249	134	116

SCDDSN INCIDENT MANAGEMENT REPORTING

CRITICAL INCIDENTS reported by Regional Centers

# Incidents	FY 10	FY 11	FY 12	FY 13	FY 14
	63	78	216	248	224
Rate Per 100	7.5	9.6	26.5	31.2	29.6

SCDDSN INCIDENT MANAGEMENT REPORTING



SCDDSN INCIDENT MANAGEMENT REPORTING

Top 4 types of Critical Incidents in Regional Centers

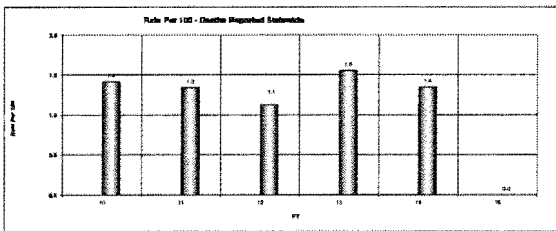
	Maj. Med.	Injury	Fall	Aggression
10	28	13	6	5
	Maj. Med.	Fall	Elopement	Motor Veh. accident
11	33	5	4	4
	Maj. Med.	Other	Injury	Fall
12	90	52	37	8
	Maj. Med.	Hospitalization	Other	Injury
13	123	104	17	12
	Hospitalization	Maj. Med	Injury	Other
14	122	81	11	7

SCDDSN INCIDENT MANAGEMENT REPORTING

Deaths reported by Community Providers (DSN Boards and Qualified Providers)

# Deaths	FY 10	FY 11	FY 12	FY 13	FY 14	#
	60	57	48	67	59	
Rate Per 100	1.42	1.34	1.13	1.56	1.35	

SCDDSN INCIDENT MANAGEMENT REPORTING

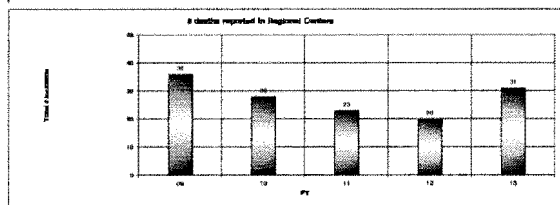


SCDDSN INCIDENT MANAGEMENT REPORTING

DEATHS reported by Regional Centers

# Deaths	FY 10	FY 11	FY 12	FY 13	FY 14
	36	28	23	21	30
Rate Per 100	4.3	3.4	2.8	2.6	4.0

SCDDSN INCIDENT MANAGEMENT REPORTING



SCDDSN INCIDENT MANAGEMENT REPORTING

DDSN has staff dedicated to the review of statewide incident management data. All reports are reviewed for completeness and consistency. Staff ensure reporting procedures are consistent with DDSN policy.

Reports are reviewed to ensure appropriate disciplinary actions, recommendations for training and additional quality management actions to prevent recurrence.

- Examples of provider training recommendations and/ QM efforts include the following:
- o Increased staffing to support consumers in day or residential locations or on community outings.
 - o Development of new/ revised policies
 - o Additional/ refresher MANDT or crisis intervention training for staff
 - o Specificity training
 - o Appropriate use of restraints
 - o Rights/ due process
 - o Sign language
 - o Revision of supervision plans/ behavior support
 - o Evaluation of assistive technology

Planned Rotation of Monthly Commission Reports on Quarterly Waiting List Progress

FY 2014-2015	ID/RD	Community Supports	PDD	HASCI
July Annual Report	X	X	X	X
August	X	X		
September				X
October			X	
November	X	X		
December				X
January			X	
February	X	X		
March				X
April			X	
May	X	X		
June				X

Critical List updates will be provided monthly

South Carolina Department of Disabilities and Special Needs

Waiting List Updates

Movement of Waiver Waiting Lists Interpretation Guide

1. **Column 2:** For the given time period, # of slots were awarded to new consumers.
2. **Column 3:** As of the earliest date of this period, the next person awarded was # on the waiting list.
3. **In general,** some individuals on the waiting list were not able to be located, no longer wanted the slot or have been served some other way and so the list has moved more than the designated # of slots awarded when these individuals were removed from the list.

**Pervasive Developmental Disorder Program Quarterly Report
July 1, 2014 through September 30, 2014**

WAIVER	NEW CONSUMERS REMOVED FROM THE WAITING LIST DUE TO SLOT ALLOCATION	NEXT PERSON TO BE AWARDED A SLOT ON THE WAITING LIST WAS THIS NUMBER ON JULY 1, 2014
Pervasive Developmental Disorder	354	77

**PDD Program Data
July 1, 2014 through September 30, 2014**

1. Number Currently Enrolled in the PDD Waiver	663
2. Number Currently Enrolled in the PDD State - Funded Program	279
3. Total Number Enrolled in the PDD Program	942
4. Number Added to the PDD Waiting List July 1, 2014 – September 30, 2014	172
5. Number of Slots Awarded July 1, 2014 – September 30, 2014	88
6. Number Currently on the PDD Waiting List	1,353

BabyNet Transition Data

1. Number Transitioned FY 2013 October 16, 2012 – June 30, 2013	86
2. Number Transitioned FY 2014 July 1, 2013 – June 30, 2014	155
3. Number Transitioned FY 2015 July 1, 2014 – September 30, 2014	63
4. Total Number Transitioned	304

South Carolina Department Of Disabilities & Special Needs

Community Waiting List			
	6/30/13	6/30/14	9/30/14
Critical	45	48	57
Priority One	297	287	283
Other	1679	1647	1644
Total	1976	1934	1927
Day Supports Waiting List			
	6/30/13	6/30/14	9/30/14
Day Program (Center Based)	968	970	945
Job Coach	175	166	157
Other	175	178	172
Total - Unduplicated	1259	1252	1212
Intellectual Disability/Related Disabilities (ID/RD) Waiver Waiting List			
	6/30/13	6/30/14	9/30/14
ID/RD - Critical	0	0	0
Autism - Critical	0	0	0
Total - Critical	0	0	0
ID/RD - Regular	3399	4240	3846
Autism - Regular	856	1202	1168
Total - Regular	4255	5442	5014
Total	4255	5442	5014
Head & Spinal Cord Injury (HASCI) Waiver Waiting List			
	6/30/13	6/30/14	9/30/14
HASCI - Critical	0	0	0
HASCI - Regular	385	152	22
Total	385	152	22
Pervasive Developmental Disorder (PDD) Waiver Waiting List			
	6/30/13	6/30/14	9/30/14
Total	1009	1338	1348
Community Supports Waiver Waiting List			
	6/30/13	6/30/14	9/30/14
Total	3787	4280	3518

South Carolina Department Of Disabilities Special Needs
 Critical Needs List Activity For 8/31/2014 Through 9/30/2014

	As Of 8/31/2014	Added During The Period	Removed During The Period	As Of 9/30/2014
Coastal	10	8	5	13
Midlands	22	10	8	24
Pee Dee	8	3	1	10
Piedmont	14	3	7	10
Total:	54	24	21	57