



# We're glad you're here.

Welcome! We will get started soon.

While we wait, please use the links on the right to register for future sessions and explore recorded webinars and other resources.

Live Trainings



[us.tobiidynavox.com/  
blogs/live-training](https://us.tobiidynavox.com/blogs/live-training)

Learning Hub



[learn.tobiidynavox.com](https://learn.tobiidynavox.com)

tobii  
dynavox

AAC and Autism:  
Empowering  
Communication



# Hello! I'm Michelle Lassiter a Tobii Dynamox Solutions Consultant

In this presentation, I'll be using resources and materials from TobiiDynamox, but my goal is to keep the content as neutral as possible. This way, the information I share will be valuable regardless of the AAC method you choose




# Michelle Lassiter MA CCC/SLP

- Bilingual Speech Language Pathologist
- Experience working with persons with speech/language difficulties for more than 25 years
- Has been with Tobii Dynavox since June 2022.
- Passionate about making sure everyone has access to a voice
- [Michelle.lassiter@tobiidynavox.com](mailto:Michelle.lassiter@tobiidynavox.com)
- (843)494-3284







Do what you  
once did or  
**never thought  
possible.**

Our mission is  
to make groundbreaking  
assistive technology and  
communication solutions  
to give people with  
disabilities a voice.



This presentation aims to dispel myths surrounding Augmentative and Alternative Communication (AAC) and highlight its transformative potential for individuals with autism. Attendees will gain insights into evidence-based strategies, the AAC implementation journey, and the importance of addressing misconceptions about AAC use.



# Brock's story



# Meet Brock





So why aren't we granting access to high tech AAC?

Let's chat about a few common myths about AAC and speech development

# Have you heard?



Read more at [tobiidynavox.com](https://tobiidynavox.com)

## AAC MYTHS & TRUTHS

Help to dispel common misconceptions about Augmentative & Alternative Communication (AAC) for **Autism**.

### **MYTH:**

"AAC will keep him from talking."

### **TRUTH:**

Using AAC won't prevent an autistic person from developing speech. In fact, AAC can encourage speech production.

### **MYTH:**

"He's too young to use AAC."

### **TRUTH:**

There is no evidence to suggest that people must be a certain chronological age to benefit from AAC. Introducing AAC at an early age may even encourage speech.

### **MYTH:**

"She has enough words to express herself."

### **TRUTH:**

It's difficult for someone to express what they truly want, think or feel with only basic language. AAC can help autistic people communicate with greater depth and variety.

### **MYTH:**

"We should start with a communication board before we try an AAC device."

### **TRUTH:**

The provision of AAC tools and techniques doesn't need to follow a particular order. It is a series of decisions made and revisited regularly based on the individual's skills and needs.




Read more at [tobiidynavox.com](https://tobiidynavox.com)

tobiidynavox

avox

# TobiiDynavox AAC's Journey for Autism




**Support  
at every  
step**

Our role is to provide support every step of the way. Visit our site for resources for each step:



# Evaluation

Discover TD Evaluation resources



Support  
at every  
step

Conditions Products Funding a Device Learning & Support About

Search

## AAC for autism spectrum


Overview Evaluation Recommendation Funding Set up Support [Contact us](#)

### Evaluation resources

As a speech therapist assessing autistic people for assistive communication, you will first gather detailed information about their abilities and needs. We've curated the following free resources to help you succeed during the evaluation stage of the AAC journey.

**DAGG-3**

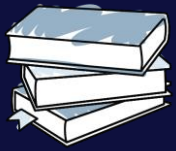
Make evaluations easier with DAGG-3, a reliable, ready-made assessment tool for clinicians. DAGG-3 is short for Dynamic AAC Goals Grid (edition 3). It's a free resource used by speech therapists and other professionals to assess, develop and track communication goals for all levels. It also allows collaboration between speech therapists and their



# DAGG-3

**Dynamic AAC  
Goals Grid,  
3rd edition**






The screenshot shows the Tobii Dynavox website. The top navigation bar includes the Tobii Dynavox logo, a 'United States' location selector, a 'Login' button, and a shopping cart icon. Below the navigation bar are links for 'Start AAC', 'Products', 'Funding a Device', 'Learning & Support', 'About', and 'Contact'. The main content area features a large image of a woman with curly hair sitting at a table with a young boy, both looking at a tablet. To the right of the image, the text reads 'DAGG-3' followed by 'Dynamic AAC Goals Grid Instructions Third Edition'. Below this is a paragraph describing the tool: 'Design an intervention plan for those using augmentative and alternative communication with DAGG-3, short for Dynamic AAC Goals Grid (edition 3). This tool helps speech-language pathologists collaborate with their patients' support teams (such as educators and family members) to assess their current communication abilities. It then guides SLPs in choosing and tracking appropriate AAC goals. DAGG-3 can be used for all ability levels – from early learners to more advanced communicators. Each goal includes a related activity, in addition to a clear path for improving communication skills. DAGG-3 is available free of charge.' A dark blue button with the text 'Get free resources' is positioned below the paragraph. At the bottom of the page, there are four social media icons: Twitter, Facebook, Pinterest, and Email.

## How do you get DAGG-3?

- Tobii Dynavox website
- Learning Hub



# Recommendation resources



Support  
at every  
step

A screenshot of a website page. At the top, there is a navigation bar with links for 'Overview', 'Evaluation', 'Recommendation' (which is underlined), 'Funding', 'Set up', 'Support', and a dark blue 'Contact us' button. Below the navigation bar is a large heading 'Recommendation resources'. Underneath the heading is a paragraph of text explaining the recommendation stage. At the bottom of the page, there is a list of four links, each preceded by a right-pointing chevron: 'Low-tech AAC solutions for autism', 'High-tech AAC solutions for autism', 'Voice customization', and 'Learning Hub'. In the bottom right corner of the page, there is a dark blue speech bubble icon containing three white dots.


Overview Evaluation Recommendation Funding Set up Support **Contact us**

## Recommendation resources

Once the evaluation stage is complete, you'll be ready to start recommending assistive communication to match your clients' needs and goals. At this stage, it's possible to help your clients find solutions to express themselves their way — anywhere, anytime with low-tech (print-based) or high-tech AAC. Here are some resources and information to get started with recommending AAC solutions for autism.

- > [Low-tech AAC solutions for autism](#)
- > [High-tech AAC solutions for autism](#)
- > [Voice customization](#)
- > [Learning Hub](#)

# Funding resources



Support  
at every  
step

The screenshot shows a website page with a dark blue header and a white main content area. The header contains navigation links: Conditions, Products, Funding a Device, Learning & Support, and About. A search icon is in the top right. Below the header is a secondary navigation bar with links: Overview, Evaluation, Recommendation, Funding (underlined), Set up, Support, and a dark blue 'Contact us' button. The main content area features a large heading 'Funding resources' followed by a paragraph of text. Below this are two grey boxes, each with a heading, a paragraph of text, and a blue link with a right-pointing chevron.

Conditions Products Funding a Device Learning & Support About

Overview Evaluation Recommendation Funding Set up Support **Contact us**

## Funding resources

Now that you have recommended an AAC solution for your client, it's time to secure funding to help them cover device costs. This will involve navigating a complex application process that takes time and perseverance. We've worked hard to help simplify the process as much as possible. This includes guidance from an in-house team of funding specialists and a dedicated e-funding website to help guide you every step of the way:

### Funding consultants

A dedicated, experienced, in-house funding team that acts as a guide and liaison with hundreds of insurance companies. This helps clinicians and their clients secure funding to help cover device costs.


[Speak to a funding consultant >](#)

### Funding website

A website with step-by-step instructions to help clinicians navigate and apply for financial coverage of a communication device. This how-to website covers both the offline and e-funding process.

[Visit our funding site >](#)

# Set up resources




Support  
at every  
step

Overview Evaluation Recommendation Funding Set up Support [Contact us](#)

## Set up resources


After securing funding for our touch-based speech generating devices, we offer everything you need to know about getting set up and using them. We've made it easy to get started with a device, its pre-loaded software TD Snap and even keyguards. We offer a getting started guide, ongoing learning resources and related low-tech solutions to complement TD Snap, including communication books and Core First Learning. If you get stuck, tech support is available every day. And if something goes wrong, there's a comprehensive warranty.



**TD I-110**

A Windows-based, purpose-built touch screen speech generating device pre-loaded with the TD Snap app.


[Visit TD I-110 support page >](#)



**TD Navio**

A purpose-built touch screen, iOS-based speech generating device, pre-loaded with powerful AAC apps.

[Visit TD Navio support page >](#)




**TD Snap**

A symbol-supported AAC app offering a choice of solutions, including Core First, Motor Plan, PODD and Text page sets.

[Visit TD Snap support page >](#)



# Support resources



Support  
at every  
step

Conditions Products Funding a Device Learning & Support About

Overview Evaluation Recommendation Funding Set up **Support** Contact us

## Support resources

Now that you and your clients are on their way with assistive communication, the last stage may very well be the most important one: ensuring ongoing success. You've helped your clients come this far, and they will continue to look to you for continued support. We are always here to help guide you with the following resources:

### Learning resources

Boost your knowledge of our products, learn implementation strategies, stay up-to-date on best practices and more with live and on-demand learning.

[Grow skills >](#)

### Support articles

Search our database of frequently asked questions for answers about many of our products and services.

[Get answers >](#)

### Customer support

Contact our dedicated support team and find links to common topics such as warranties, repairs and funding.

[Find help >](#)

### Reliable warranty

Get industry-leading support through a 5-year warranty, available with all Tobii Dynavox devices.

[Rest assured >](#)

**Our role is to help you succeed**

Don't forget that you can always reach out to a Tobii Dynavox Solutions Consultant near you for guidance. We're here to help you and your clients succeed on this AAC journey.

[Talk to a Solutions Consultant](#)

# When you need to...

- **Explore** initial options for someone you support
- **Assess** someone for a communication device
- **Set up** your client/student on a new device
- **Find** additional supports if your communicators' needs change
- **Learn** more about customizing software and implementing AAC

... we can help!

**tobii**  
dynavox

**Hardware**



**For Communication**




# Tobii Dynavox Dedicated Options

Eligible for funding through insurance



# BEFORE Getting a Device

Knowledge is power. Start learning!



Support  
at every  
step



Live  
Events  
Calendar



The  
Learning  
Hub

## Explore More

Learn about our entire ecosystem of support with  
Getting Started with Tobii Dynavox for Professionals:



How do I  
get  
started?



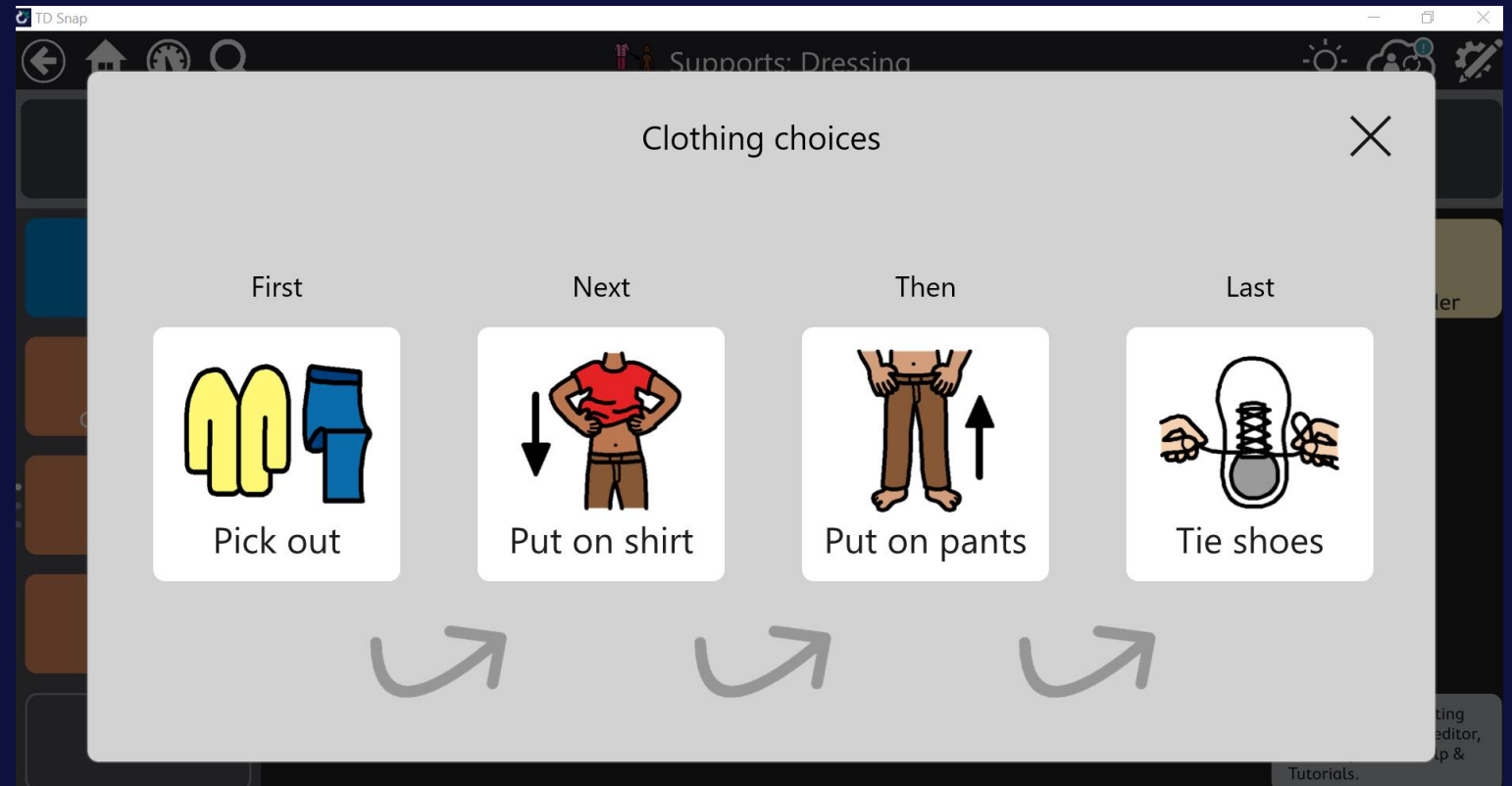




Let's chat about  
practical strategies  
for AAC  
implementation



# Model Language use on devices during everyday interactions.





# Acknowledge all forms of communication, including stimming-related behaviors, as meaningful expressions

[AACMyth\\_Stimming\\_en-US.pdf](#)

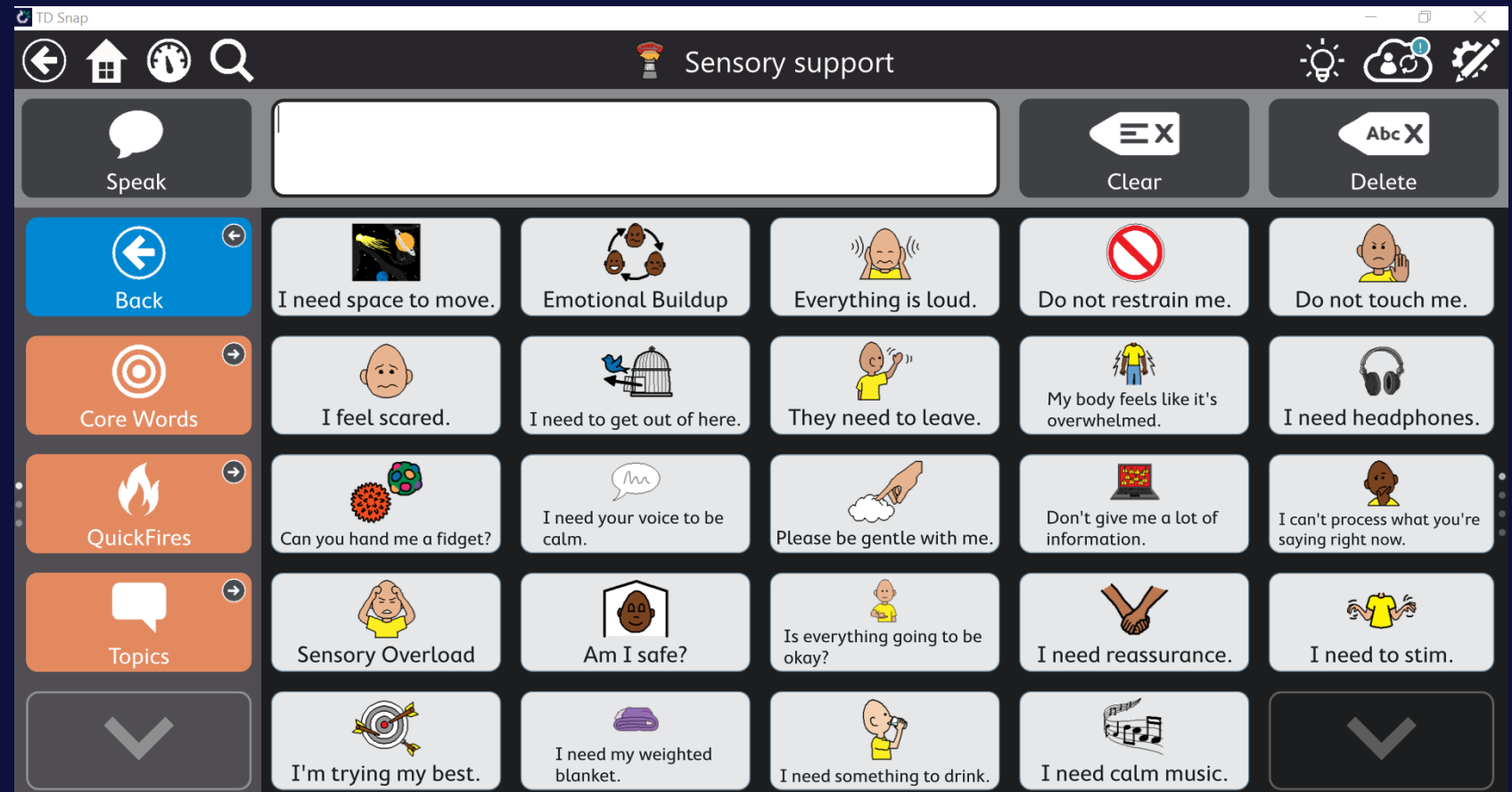
tobii dynavox



### AAC Myths

- ⊗ **Myth**  
Stimming (self-stimulating) behaviors are disruptive and interfere with the effective use of AAC.
- ✓ **Fact**  
Stimming can help people regulate their senses and emotions, improving their mood, focus, and motivation (Haas, 2021).

# Offer sensory breaks alongside guided exploration of AAC vocabulary to support self-regulation and learning



# Using tools like guided access on iPads to focus device use on communication tasks

tobii  
dynavox





# Why High-Tech AAC Matters



High-tech AAC offers versatility in communication beyond immediate caregivers, significantly enhancing quality of life for autistic individuals. Despite its benefits, many are denied access due to misconceptions or lack of guidance on implementation.



# Key takeaways

AAC empowers individuals with autism by providing a means to express themselves fully, fostering independence and improving overall quality of life. Dispelling myths about its use is crucial for broader adoption.

For further resources or questions, please contact Tobii Dynavox representatives or explore their online training programs!

**tobii**  
dynavox

Where are you in your journey?  
What next steps will you take?

# Why Tobii Dynavox?

Your one-stop shop for world class technology, mounting, and accessories



Network of  
Solutions Consultants



Tech  
Support



Additional  
Resources

# Contact me

Michelle Lassiter  
michelle.lassiter@tobiidynavox.com  
(843)494-3284  
tobiidynavox.com





Questions?