

# **SOUTH CAROLINA COMMISSION ON DISABILITIES AND SPECIAL NEEDS**

## **MINUTES**

December 18, 2014

The South Carolina Commission on Disabilities and Special Needs met on Thursday, December 18, 2014, at 10:00 a.m. at the Department of Disabilities and Special Needs, Midlands Center, 8301 Farrow Road, Columbia, South Carolina.

The following were in attendance:

### **COMMISSION**

#### **Present:**

Christine Sharp, Chairperson  
Fred Lynn, Vice Chairman  
Eva Ravenel, Secretary  
Bill Danielson  
Katherine Davis  
Katherine Finley (Via Teleconference)  
Harvey Shiver

### **DDSN Administrative Staff**

Dr. Buscemi, State Director; Mrs. Susan Beck, Associate State Director, Policy; Mr. David Goodell, Associate State Director, Operations; Mr. Tom Waring, Associate State Director, Administration; Mrs. Tana Vanderbilt, General Counsel (For other Administrative Staff see Attachment 1 – Sign In Sheet).

### **Guests**

(See Attachment 1 Sign-In Sheet)

### **Coastal Regional Center (via videoconference)**

(See Attachment 2 Sign-In Sheet)

### **Pee Dee Regional Center (via videoconference)**

(See Attachment 3 Sign-In Sheet)

### **Whitten Regional Center (via videoconference)**

(See Attachment 4 Sign-In Sheet)

### **York County DSN Board (via videoconference)**

(See Attachment 5 York County Sign-In Sheet)

### News Release of Meeting

Chairperson Christine Sharp called the meeting to order and Commissioner Eva Ravenel read a statement of announcement about the meeting that was mailed to the appropriate media, interested persons, and posted at the Central Office and on the website in accordance with the Freedom of Information Act.

### Invocation

Commissioner Eva Ravenel gave the invocation.

### Adoption of the Agenda

The Commission adopted the December 18, 2014 Meeting Agenda by unanimous consent. (Attachment A)

### Approval of the Minutes of the **November 20, 2014** Commission Meetings

The Commission approved the November 20, 2014 Commission Meeting minutes with a change by unanimous consent.

### Public Input

Ms. Val Bishop, Executive Director of the SC Developmental Disabilities Council, spoke on behalf of the Council.

Mr. Jimmy Burton, Executive Director of the Burton Center, spoke on behalf of the SC Human Service Providers.

### Commissioners' Update

Commissioners Eva Ravenel and Christine Sharp spoke of events in their districts.

### Policy Committee Report

Commissioner Katherine Davis, Chairperson of the Policy Committee, gave a report of the Committee meeting that was held on December 11, 2014. Chairperson Katherine Davis motioned that the DDSN Commission meetings continue to maintain a Public Input section where the public can address the Commission members. Each person will speak for no more than five (5) minutes. Up to three people can address the Commission for each meeting. Interested speakers may sign up thirty minutes prior to the meeting up to five (5) minutes prior to the start of the meeting. The current sign up form will

continue to be used. The motion was seconded and passed. Dr. Buscemi stated this issue will be brought back to the Commission's attention if it is found that more than three persons routinely want to sign up.

#### National Core Indicators Report

Mrs. Susan Beck presented an overview of the 2012-2013 South Carolina Report of the National Core Indicator (NCI) Adult Consumer Survey Outcomes. She explained that the NCI program is a voluntary effort by state developmental disability agencies to gauge their own performance using a common and nationally validated set of measures. Mrs. Beck shared items where South Carolina has grown and declined since the last measurement. Discussion followed regarding the current processes in place to bring South Carolina above the "average" rating. (Attachment B)

#### UCP Case for Inclusion 2014 Report

Mr. David Goodell presented an overview of the 2014 Case for Inclusion Report published by United Cerebral Palsy and noted that South Carolina is one of the top performing states in supporting individuals with intellectual/developmental disabilities in many areas. Overall, South Carolina was ranked as the sixth best state in the United States for using public resources to promote the inclusion of persons with intellectual disabilities in the community. South Carolina does need to improve in promoting independence by supporting more individuals in smaller living situations. (Attachment C)

#### Waiting List Report

Mrs. Susan Beck gave an orientation of the newly formatted Waiting List Report. She then provided a detailed report of the waiting lists reduction efforts for the ID/RD, Community Supports and the HASCI Waivers including waiting list totals. (Attachment D)

#### State Director's Report

Dr. Buscemi reported on the action taken that resulted from a New York Times article regarding four gentlemen living in Newberry who were being exploited by a private business. DDSN is expediting the eligibility process for the gentlemen to receive services provided by DDSN in hopes of improving their life situation.

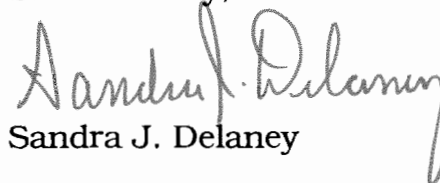
#### Next Regular Meeting Date

Chairperson Christine Sharp announced the next regular Commission Meeting is scheduled for Thursday, January 15, 2015 with the starting time to be determined. The meeting will be held at the Midlands Center.


Adjournment

With no further business, Chairperson Christine Sharp adjourned the meeting.

Submitted by,

  
Sandra J. Delaney

Approved:

---

Commissioner Eva Ravenel  
Secretary

SC COMMISSION ON DISABILITIES AND  
Commission Meeting

Attachment 1

December 18, 2014

Guest Registration Sheet

**(PLEASE PRINT)** Name and Organization

1. Jimm Burton
2. Vel Bishop SEDDC
3. Nancy Hall DDSN - Midlands
4. Shondala Hay DDSN
5. Jerry C Mize Oconee DSN
6. Jennifer Van Cleave LGOA
7. Mike Keith Marion-Dillon DSN
8. Ron Lefts Orangeburg DSN
9. Lois Park Moore DSN
10. Deborah E Hentler Mapheser Richland County
11. David Rotholz USE / CDR
12. Cassidy H Evans DHH
13. Joyce Davis BIASC
14. Dike Emily SC SGLA
15. Kethi Martin PA
16. MTAYLOR SCODS
17. David Ryan Career Center BSN
- 18.
- 19.
- 20.

SC COMMISSION ON DISABILITIES AND  
Commission Meeting  
December 18, 2014

Attachment 2

**Guest Registration Sheet**

**(PLEASE PRINT)** Name and Organization

1. Gloria M. James Bomberg DSN Bd.
2. Felita Martino Dist. II DSN
3. Hester S. Wannamaker DIST II
4. Ronda Ritchie Dist II - DSN
5. \_\_\_\_\_
6. \_\_\_\_\_
7. \_\_\_\_\_
8. \_\_\_\_\_
9. \_\_\_\_\_
10. \_\_\_\_\_
11. \_\_\_\_\_
12. \_\_\_\_\_
13. \_\_\_\_\_
14. \_\_\_\_\_
15. \_\_\_\_\_
16. \_\_\_\_\_
17. \_\_\_\_\_
18. \_\_\_\_\_
19. \_\_\_\_\_
20. \_\_\_\_\_

**SC COMMISSION ON DISABILITIES AND SPECIAL NEEDS**  
**Commission Meeting**  
December 18, 2014

**Guest Registration Sheet**

**(PLEASE PRINT)** Name and Organization

- 1. Deborah K. Smith DDSN, District II
- 2. \_\_\_\_\_
- 3. \_\_\_\_\_
- 4. \_\_\_\_\_
- 5. \_\_\_\_\_
- 6. \_\_\_\_\_
- 7. \_\_\_\_\_
- 8. \_\_\_\_\_
- 9. \_\_\_\_\_
- 10. \_\_\_\_\_
- 11. \_\_\_\_\_
- 12. \_\_\_\_\_
- 13. \_\_\_\_\_
- 14. \_\_\_\_\_
- 15. \_\_\_\_\_
- 16. \_\_\_\_\_
- 17. \_\_\_\_\_
- 18. \_\_\_\_\_
- 19. \_\_\_\_\_
- 20. \_\_\_\_\_

SC COMMISSION ON DISABILITIES AND S  
**Commission Meeting**  
December 18, 2014

Attachment 4

**Guest Registration Sheet**

**(PLEASE PRINT)** Name and Organization

- 1. John King DDSN
- 2.
- 3.
- 4.
- 5.
- 6.
- 7.
- 8.
- 9.
- 10.
- 11.
- 12.
- 13.
- 14.
- 15.
- 16.
- 17.
- 18.
- 19.
- 20.



SC COMMISSION ON DISABILITIES AND S  
Commission Meeting  
December 18, 2014

**Guest Registration Sheet**

**(PLEASE PRINT)** Name and Organization

- 1. Mary Pote
- 2. Michelle Shaffor YCBDSN
- 3. JANICE FOWER YCBDSN
- 4. \_\_\_\_\_
- 5. \_\_\_\_\_
- 6. \_\_\_\_\_
- 7. \_\_\_\_\_
- 8. \_\_\_\_\_
- 9. \_\_\_\_\_
- 10. \_\_\_\_\_
- 11. \_\_\_\_\_
- 12. \_\_\_\_\_
- 13. \_\_\_\_\_
- 14. \_\_\_\_\_
- 15. \_\_\_\_\_
- 16. \_\_\_\_\_
- 17. \_\_\_\_\_
- 18. \_\_\_\_\_
- 19. \_\_\_\_\_
- 20. \_\_\_\_\_

**SOUTH CAROLINA COMMISSION ON DISABILITIES AND**

**A G E N D A**

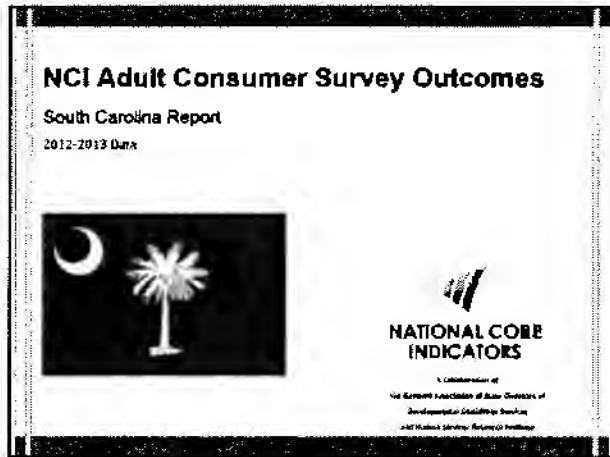
**South Carolina Department of Disabilities and Special Needs  
Midlands Center  
8301 Farrow Road  
Collaborative Building  
Columbia, South Carolina 29203**

**December 18, 2014**

**10:00 A.M.**

1. Call to Order *Chairperson Christine Sharp*
2. Welcome - Notice of Meeting Statement *Commissioner Eva Ravenel*
3. Invocation *Commissioner Eva Ravenel*
4. Introduction of Guests
5. Adoption of Agenda
6. Approval of the Minutes of the November 20, 2014 Commission Meeting
7. Public Input
8. Commissioners' Update *Commissioners*
9. Policy Committee Report *Commissioner Katherine Davis*
10. Business:
  - A. National Core Indicators Report *Mrs. Susan Beck*
  - B. UCP Case for Inclusion *Mr. David Goodell*
  - C. Waiting List Progress Report *Mrs. Susan Beck*
11. State Director's Report *Dr. Beverly Buscemi*
12. Next Meeting Date (January 15, 2014 at the Midlands Center)
13. Adjournment

**PLEASE SILENCE CELL PHONES DURING THE MEETING. THANK YOU.**



### What is NCI?

The National Core Indicators (NCI) program is a voluntary effort by state developmental disability agencies to gauge their own performance using a common and nationally validated set of measures. The effort is coordinated by the National Association of State Directors of Developmental Disabilities Services (NASDDDS) in collaboration with the Human Services Research Institute (HSRI). NCI has developed a set of more than 100 standard performance measures (or "indicators") that states use to assess the outcomes of services provided to individuals and their families.

### What is the Focus of the Indicators?

- The NCI indicators focus on items such as: employment, rights, service planning, community inclusion, choice, health, and safety.

For the 2012-13 data collection cycle, 33 states and 22 sub-state entities participated in NCI.



### What is the NCI Adult Consumer Survey?

- The NCI Adult Consumer Survey is an interview conducted with a person who is receiving services from the state; it is used to gather data on approximately 60 consumer outcomes, and it is regularly refined and tested to ensure that it is valid and reliable. Interviewers meet with individuals to ask questions about where they live and work, the kinds of choices they make, the activities they participate in within their communities, their relationships with friends and family, and their health and well-being.

### Review of South Carolina Adult Consumer Survey Results

- Since last measurement 2011-2012
  - Items of improvement/growth more than 5 percentage points
  - Items of measureable decline since last survey (decrease of more than 5 percentage points)

### CHOICE

#### Items SC Improved Since Last Survey

- Chose Roommates
- Chose Staff Who Help Them >NCI Average
- Chooses How to Spend Money >NCI Average
- Chose Case Manager/Service Coordinator >NCI Average

### CHOICE

#### Items of Measureable Decline Since Last Survey

- Chose Where They Live
- Chose Paid Community job
- Chose Day Program or Regular Activity
- Decides How to Spend Free Time >NCI Avg

## COMMUNITY INCLUSION

### Items SC Improved Since Last Survey

Went Out for Exercise (in the Past Month)  
> NCI Average

## COMMUNITY INCLUSION

### Items of Measureable Decline Since Last Survey


Went Out on Errands in Past Month  
Went Out for Entertainment (in the Past Month)  
Went Out to Eat (In the Past Month)  
Went Out on Vacation (In the Past Year) > NCI Avg

## WORK

### Items SC Improved Since Last Survey

Has a Paid Job in the Community  
Average Bi-Weekly Hours in Group-Supported Employment > NCI Avg

Has a Paid Job in Community Item  
NCI Average = 17% SC improved from  
20% to 42% This Measurement



## WORK

### Items of Measureable Decline Since Last Survey

Wants a Paid Job in the Community  
Attends a Day Program or Regular Activity

## RELATIONSHIPS

### Items SC Improved Since Last Survey

Has Friends  
Feels Lonely  
Can See Family

## RELATIONSHIPS

### Items of Measureable Decline Since Last Survey

Can Go On A Date

## SATISFACTION

### Items SC Improved Since Last Survey

Like Home > NCI Avg  
Likes Neighborhood = NCI Avg  
Likes Paid Community Job = NCI Avg  
Likes Day Program or Regular Activity  
> NCI Average  
Wants to Live Somewhere Else  
Wants to Work Somewhere Else  
Wants to Go Somewhere Else or Do Something  
Else During the Day

## SERVICE COORDINATION

### Items SC Improved Since Last Survey

Person Helped Make Service Plan  
> NCI Average

## SERVICE COORDINATION

Items of Measureable  
Decline Since Last Survey

Case Manager Calls Person Back Right Away  
>NCI Average

## ACCESS

Items SC Improved Since Last Survey

Gets Needed Services  
>NCI Average

Always Has a Way to Get Places  
>NCI Average

## HEALTH

Items SC Improved Since Last Survey

Has a Hearing Test (In the Past Five Years) > NCI Avg

Had a Pap Test (In the Past 3 Years, Women)  
> NCI Avg

Had a PSA Test (In the Past year, Men Age 50 +,  
prostate-related test)

## RESPECT AND RIGHTS

Items SC Improved Since Last Survey

Has Enough Privacy at Home =NCI Avg

## WELLNESS

Items of Measureable  
Decline Since Last Survey

Chews or Smokes Tobacco

## MEDICATION

- No Items With Changes of 5 or More Percentage Points

## Summary Points

- South Carolina has grown in its performance in many important Items since the 2011-2012 data was collected.
- In some Items, South Carolina is performing at or near the average while in other Items, the percentages are below the NCI average.
- Items in which South Carolina is below the NCI Average will be focused on as part of the alignment with the CMS Home and Community-Based Settings Final Rule.



SOUTH CAROLINA DEPARTMENT OF  
DISABILITIES AND SPECIAL NEEDS

COMMISSION MEETING  
DECEMBER 18, 2014

---

United Cerebral Palsy -  
The Case for Inclusion: 2014

Report Purpose

- Independent assessment of states' use of Medicaid and other public supports to promote individuals with intellectual and developmental disabilities participating in all aspects of community life
- Motivate states to enhance efforts to better support persons with intellectual disabilities
- Assist states with performance weaknesses identify and partner with states with strengths

Ranking Description

- All 50 states and the District of Columbia are assessed
- Data from twenty-five measures are compiled
- Measures are grouped into five overarching areas:
  - Promoting Independence
  - Health Safety & Quality of Life
  - Keeping Families Together
  - Promoting Productivity
  - Reaching Those In Need

Ranking Description (continued)

- Measures were selected based upon family and advocate input on those areas most important to individuals with intellectual and developmental disabilities
- Each measure was weighed to reflect importance
- Data used was from other nationally recognized sources (e.g., Universities of Minnesota, Colorado, Massachusetts; National Core Indicators)

### Five Major Ranking Categories

Category	Measures	Weight of All Measures
Promoting Independence	8	50%
Health, Safety and Quality of Life	5	14%
Keeping Families Together	3	8%
Promoting Productivity	6	12%
Reaching Those in Need	4	16%

### 2014 Ratings

Raw Score Range: Arizona (1) - 85.7 to Mississippi (51) - 25.9

Southeastern States		
	Raw Score	Ranking
Alabama	69.7	19
Florida	59.0	38
Georgia	77.4	4
Louisiana	71.7	12
Mississippi	25.9	51
North Carolina	65.6	24
<u>South Carolina</u>	75.6	6
Tennessee	52.5	47
Virginia	44.7	49

Underlined rankings reflect highest among Southeastern states

### Southeastern State Rankings Over Time

	Average	2014	2013	2012	2011	2010	2009	2008	2007
Alabama	29	19	20	33	32	32	33	31	32
Florida	25	36	27	20	27	37	18	18	19
Georgia	23	4	24	21	22	12	31	32	30
Louisiana	34	12	21	29	37	40	46	45	44
Mississippi	51	51	51	51	51	51	51	51	51
North Carolina	37	24	45	44	43	34	36	35	34
<u>South Carolina</u>	18	6	12	13	16	35	17	17	15
Tennessee	43	47	46	42	41	45	43	40	42
Virginia	45	49	47	47	36	42	41	47	45

Underlined rankings reflect the highest among Southeastern states

### Southeastern State Category Rankings - 2014

Category	Alabama	Florida	Georgia	Louisiana	Mississippi	North Carolina	South Carolina	Tennessee	Virginia
Promoting Independence	27	25	11	41	51	46	33	30	46
Health, Safety and Quality of Life	2	20	8	7	30	12	18	30	30
Keeping Families Together	11	36	32	2	40	8	2	42	37
Promoting Productivity	46	48	2	24	38	21	16	50	17
Reaching Those in Need	38	24	39	30	48	27	11	47	46

Underlined rankings reflect the highest among Southeastern states

## National Findings

- "All states have room to improve"
- Top performing states have no common characteristic
  - Urban and rural
  - Wealthy and poor
  - High and low tax burden
  - High and low spenders on services
- Thirty-eight states, including SC, meet the 80/80 Community Standard
- Waiting lists for residential & community services continue to climb.
- Only eleven states, including SC, offer integrated employment supports to at least 30% of their day program consumers

## SC Findings

- SC is one of the top performing states in supporting individuals with intellectual/developmental disabilities actively participate in their communities
- SC has been successful despite our low per person service expenditures
- SC excels in helping individuals with disabilities remain with their families
- SC is effective in identifying and responding to the needs of individuals with disabilities
- For individuals with disabilities who are not able to remain with their families, SC needs to support more individuals in smaller living situations

## WAITING LIST REDUCTION PROJECTS

<b>WAIVER</b>	<b>July 1, 2014 Waiting Individuals</b>	<b>November 30, 2014 Waiting Individuals</b>	<b>SLOTS ALLOCATED</b>	<b>ENROLLED</b>	<b>PENDING ENROLLMENT</b>	<b>UNABLE TO BE ENROLLED</b>
<b>Intellectual Disability/Related Disabilities</b>	5442	5139	986	245	551	190
<b>Community Supports</b>	4280	3443	1497	256	722	519

<b>WAIVER</b>	<b>October 1, 2013 Waiting Individuals</b>	<b>November 30, 2014 Waiting Individuals</b>	<b>SLOTS ALLOCATED</b>	<b>ENROLLED</b>	<b>PENDING ENROLLMENT</b>	<b>UNABLE TO BE ENROLLED</b>
<b>Head and Spinal Cord Injury (HASCI)</b>	139	0	395	171	183	41

# WAITING LIST TOTALS

As Of November 30, 2014

Service List	10/31/14	Added	Removed	11/30/14
Critical Needs	54	37	17	74
Pervasive Developmental Disorder Program	1381	56	35	1402
Intellectual Disability and Related Disabilities Waiver	5073	124	58	*5139
Community Supports Waiver	3467	126	150	*3443
Head and Spinal Cord Injury Waiver	0	15	15	0

\*The total number of unduplicated names is approximately 5,900.

- Between 700 and 750 people are already enrolled in a DDSN-operated Medicaid waiver.
- Of the approximately 5,000 individuals not enrolled in a DDSN-operated Medicaid waiver, about 60% (3,100) are under age 21.
  - BabyNet services are available from birth to age three and then school services are available up to age 22.
  - Medicaid eligible children are eligible to receive State Plan Medicaid services such as prescriptions, PCA, nursing, incontinence supplies, dental, vision, medically necessary durable medical equipment services, etc. These are the same Medicaid services available to them if they were in the ID/RD waiver.