

SOUTH CAROLINA COMMISSION ON DISABILITIES AND SPECIAL NEEDS

MINUTES

July 21, 2016

The South Carolina Commission on Disabilities and Special Needs met on Thursday, July 21, 2016, at 12:30 P.M. at the Department of Disabilities and Special Needs Central Office, 3440 Harden Street Extension, Columbia, South Carolina.

The following were in attendance:

COMMISSION

Present:

Bill Danielson, Chairman
Eva Ravenel, Vice Chairman
Gary Lemel – Secretary
Mary Ellen Barnwell
Sam Broughton, Ph.D.
Katie Fayssoux
Vicki Thompson

DDSN Administrative Staff

Dr. Buscemi, State Director; Mr. David Goodell, Associate State Director, Operations; Mrs. Susan Beck, Associate State Director, Policy; Mr. Tom Waring, Associate State Director, Administration; Mrs. Tana Vanderbilt, General Counsel (For other Administrative Staff see Attachment 1 – Sign In Sheet).

Guests

(See Attachment 1 Sign-In Sheet)

Coastal Regional Center (via videoconference)

(See Attachment 2 Sign-In Sheet)

Georgetown County DSN Board

Pee Dee Regional Center (via videoconference)

(See Attachment 4 Sign-In Sheet)

Pickens County DSN Board (via videoconference)

(See Attachment 5 Sign-In Sheet)

Whitten Regional Center (via videoconference)

(See Attachment 6 Sign-In Sheet)

York County DSN Board (via videoconference)

News Release of Meeting

Chairperson Danielson called the meeting to order and Commissioner Lemel read a statement of announcement about the meeting that was mailed to the appropriate media, interested persons, and posted at the Central Office and on the website in accordance with the Freedom of Information Act.

Adoption of the Agenda

The Commission adopted the July 21, 2016 Meeting Agenda by unanimous consent. (Attachment A)

Executive Session

On motion of Commissioner Ravenel, seconded and passed, the Commission entered into Executive Session to discuss employment, contractual arrangements with Mentor and receipt of legal advice.

Enter into Public Session

The Commission entered into Public Session. It was noted that no action was taken in the Executive Session.

Invocation

Commissioner Broughton gave the invocation.

Approval of the Minutes of the June 16, 2016 Commission Meetings

The Commission approved the June 16, 2016 Commission Meeting minutes with a change by unanimous consent.

Public Input

The following individual spoke during Public Input: Ms. Deborah McPherson.

Commissioners' Update

Commissioners Lemel and Thompson spoke of events in their district.

Committee Assignments

Commissioner Danielson stated he will be contacting the Commission Members in the next few days to assign members to committees.

SC Mentor

Dr. Buscemi gave a brief update on Mentor as to how DDSN is assisting in enhancing ongoing staff training, improving individual plans, and continue overseeing Mentor's operations which will include various meetings. Dr. Buscemi stated that the State Office of Inspector General (SIG) has been reviewing incidents of ANE allegations. Mr. Pat Maley, State Inspector General, is interested in looking at all reports and wants to ensure that DDSN as the oversight agency, are doing what we are supposed to be doing. Dr. Buscemi read the following statement from Mr. Pat Maley "The State Inspector General's audit (objectives previously furnished) should be in draft by next month. I have personally looked at the 233 ANE complaints for a 2 ¾ year period (7/1/2013-3/31/2016) at SC Mentor's 70+ facilities with approximately 200 clients. If there was a crisis in sustained ANE complaints or with the ANE reporting system, I would provide the Commission with a verbal interim report to assist in mitigating these risks prior to my ability to provide a written report. I see no such crisis at this time. I do anticipate recommendations to improve the ANE reporting system, as well as in the area of leveraging the QA external audits to provide a higher level of assurance to all stakeholders." Dr. Buscemi also clarified publically that she has never met with SLED regarding Mentor as stated previously in public comment.

Employment Showcase

Mr. Jimmy Burton and Mr. Mel Weaver of Burton Center Employment Services shared a presentation and samples of their products highlighting their employment programs.

Department of Transportation Grant

Mr. Waring presented information on the Department of the Transportation Section 5310 Funding. He stated that in this year's allocation of transportation funds, the department received approval for one vehicle for the Saleeby Center. On motion of Commissioner Lemel, seconded and passed, the Commission approved for the department to receive funds from the Department of Transportation to purchase an adaptive bus for the Saleeby Center. (Attachment B)

Financial Report

Mr. Waring gave an analysis of the agency's financial activity through June of 2016 and the agency's current financial position. The agency's operating funds balance as of June 30, 2016 is \$7,295,010. He also provided a SCEIS report categorized by program which reflects budget verses actual expenditures through June. He stated the \$5 million of the FYE funds balance will be set aside for expected Medicaid settlements and the remaining balance for onetime initiatives that will be identified in the upcoming spending plan. (Attachment C)

Room and Board

Mr. Waring gave an update on Room and Board. FY 2013 and FY 2014 are complete, and repayments of overcharges started in November 2015. Most of the consumers have been paid back, however, there are a few remaining payments to consumers that are to be paid out over a two to three year period base on financial resources of the consumers and the amount owed. Mr. Waring stated that some of the providers have come up with a different calculation method which have been approved by the agency. For 2015, the Room and Board rates have been approved and all residential providers have calculated any overcharges to consumers. Most of these overcharges have been paid back. The FY 2016 Room and Board calculations are being reviewed with over half being approved. These rates go into affect July 1, 2016 and will run through January 1, 2017.

Golden Palmetto Award

Ms. Lois Park Mole presented DDSN's recommendation for the Golden Palmetto Award for 2015 which is awarded annually to a county government in South Carolina that has best demonstrated exemplary support of citizens with disabilities and special needs during the previous year. Ms. Mole stated that Lee County was selected as the staff recommendation for the award. The Lee County Disabilities and Special Needs Board nominated Lee County. Lee County In addition to providing employment efforts provides substantial property infrastructure and financial support to the Disabilities and Special Needs Board. It recently deeded almost an acre of land to the DSN Board to accommodate expansion day services. They volunteered to provide expertise and manpower to complete a new drainage project. Commissioner Ravenel made the motion to accept the recommendation to award Lee County the 2015 Golden Palmetto Award. The motion was seconded and passed. The 2015 Golden Palmetto Award will be presented during the annual meeting of the SC Association of Counties. Commissioner Ravenel will present the award on August 1, 2016.

Waiting List Reduction Efforts

Mrs. Beck shared waiting list data as of July 1, 2016. She provided three charts which gave information on a reduction of length of time an individual is on the waiting list, average number of days from when a slot is awarded to waiver enrolling. She thanked the providers for being responsive to this effort. One chart also showed different services that individuals could receiving while waiting for residential services. It was requested that PDD be added to the report. In response to the question as to why the critical needs list has increased, Dr. Buscemi responded that there are not many providers that will serve these individuals, however, some of these individuals are receiving services through Medicaid State Plan, in home supports through another waiver, or DDSN state funded supports. Mrs. Beck added that the agency is in full cooperation with DHHS in trying to receive CMS approval on the ID/RD Waiver. (Attachment D)

State Director's Report

Dr. Buscemi reported on the following:

National Association of State Directors of Disability Services (NASDDDS) meeting with CMS. It was a small gathering yet multiple National Organizations there-Medicaid Directors, Mental Health, Aging and Disabilities were present to have circular conversation with HCBS Division of CMS. Conversation focused on Final Rule, Person Centered Planning and Conflict Fee Case Management.

Administrative Contract DHHS now has verbal approval from CMS on the methodology. The next step is for DDSN/DHHS to go back and adjust the cost report methodology for prior fiscal year 2012 and submit cost reports for FY 2013 and going forward using the new approved methodology. This change in methodology will cost DDSN funds by moving from a 70/30 federal match rate to a 50/50 admin match rate.

She also spoke on the State Wide Transition Plan, Conflict Free Case Management, and the ASD State Plan Amendment.

The Commission previously asked to be informed of any substantiated case of ANE. There is one new substantiated case for day services. After the June Commission meeting, an addendum was submitted for an allegation originally reported in mid-April. DSS substantiated an allegation of neglect by the day program staff for failing to assist a consumer that fell. DSS did not officially open a case for this consumer, but they did issue a letter substantiating the allegation. The staff was on administrative leave without pay and was immediately terminated upon notification by DSS. There have been no other substantiated cases since the April report was presented to the Commission.

The RFP for DDSN was released yesterday, this is the RFP for qualifying as a provider within DDSN's service delivery system and also includes the new service of Intake. It appears that is on schedule for an October timeline for providers of service to be qualified for the DDSN service delivery system.

Dr. Buscemi went over four areas of Strategic Planning and provided a status update.

1. Recruitment and Retention of Qualified Employees
2. Oversight of Providers –
3. Public Reporting of Provider Data – demonstrations
4. Communication between DDSN and its Stakeholders and provider input

Dr. Buscemi also provided an update on the implementation of Therap, the new system wide electronic medical record. Next release is expected in October. This release will include the case management plan, a significant step for the system. We expect functionality in October with subsequent training and a

“flip the switch” date of December or January for all plans to be completed in Therap.

Next Regular Meeting

August 18, 2016

Adjournment

With no further business, Commissioner Ravenel adjourned the meeting.

Submitted by,

Sandra J. Delaney

Approved:

Commissioner Gary Lemel
Secretary

SC COMMISSION ON DISABILITIES AND
Commission Meeting

Attachment 1

July 21, 2016

Guest Registration Sheet

(PLEASE PRINT)

Name and Organization

1. TIM SMITH The Greenville News
2. Deborah McPherson Richland County
3. Mary Mack Lee Co DSN Board
4. Jerry C. Mize Oconee DSN
5. Chuck Norman DDSN
6. Steve Wilb Calhoun DSN
7. Julie Brown
8. Ann Dalton SCDDSN
9. Patricia Harris Atty
10. Bob Jones Newberry PSNB
11. Zenobia Corley Kershaw DSNB
12. Linda Lee WCPC, PADD
13. KATHLEEN ROBERTS WCPC, PADD
14. Sherry Pressley Lutheran
15. Tom Bitter DDSN
16. Dave Eppery SCSCA
17. Susan St. Ange P+A
18. Alice Magar Charleston DSN Bd
19. Ralph G. Anthony Tri-Count. Ctr. ACBD
20. [Signature] ABDS xxx

SC COMMISSION ON DISABILITIES AND SPECIAL NEEDS

Commission Meeting

July 21, 2016

Guest Registration Sheet

(PLEASE PRINT) Name and Organization

21. Dean Ryan CCBDSN
22. Freda Ky SEVRD
23. Mike Keith Marion-Dillon DSN
24. Thoyd Warren SLDSNB
25. Shontanna Jeff KCBDSN
27. _____
28. _____
29. _____
30. _____
31. _____
32. _____
33. _____
34. _____
35. _____
36. _____
37. _____
38. _____
39. _____
40. _____

SC COMMISSION ON DISABILITIES AND S
Commission Meeting
July 21, 2016

Guest Registration Sheet

(PLEASE PRINT) Name and Organization

1. Evelyn Turner Dis Board Ches Co
2. Ronda Ritchie - DDSN Dist. II
3. Hester Wannamaker - DDSN Dist. II
4. Rufus Britt - DDSN Dist. II
5. _____
6. _____
7. _____
8. _____
9. _____
10. _____
11. _____
12. _____
13. _____
14. _____
15. _____
16. _____
17. _____
18. _____
19. _____
20. _____

SC COMMISSION ON DISABILITIES AND S
Commission Meeting
July 21, 2016

Attachment 4

Guest Registration Sheet

(PLEASE PRINT) Name and Organization

- 1. Deborah K. Smith District II
- 2. Susan L. John Harry Ge OSN
- 3. Ryan Way Clarendon Co DSN
- 4. JL Hitchman SCDOSN
- 5. _____
- 6. _____
- 7. _____
- 8. _____
- 9. _____
- 10. _____
- 11. _____
- 12. _____
- 13. _____
- 14. _____
- 15. _____
- 16. _____
- 17. _____
- 18. _____
- 19. _____
- 20. _____

SC COMMISSION ON DISABILITIES AND
Commission Meeting
July 21, 2016

Guest Registration Sheet

(PLEASE PRINT) Name and Organization

1. Elaine M. Therna PCBOSN

2.

3.

4.

5.

6.

7.

8.

9.

10.

11.

12.

13.

14.

15.

16.

17.

18.

19.

20.

**SC COMMISSION ON DISABILITIES AND
Commission Meeting
July 21, 2016**

Guest Registration Sheet

(PLEASE PRINT) Name and Organization

1. Joe White Cherokee County DSVIS

2. John King DDSN

3. Maryjo Nabors Care Focus, Inc

4. _____

5. _____

6. _____

7. _____

8. _____

9. _____

10. _____

11. _____

12. _____

13. _____

14. _____

15. _____

16. _____

17. _____

18. _____

19. _____

20. _____

SOUTH CAROLINA COMMISSION ON DISABILITIES AND


A G E N D A

**South Carolina Department of Disabilities and Special Needs
3440 Harden Street Extension
Conference Room 251
Columbia, South Carolina**

July 21, 2016

12:30 P.M.

1. Call to Order *Chairman Bill Danielson*
2. Welcome - Notice of Meeting Statement *Commissioner Gary Lemel*
3. ***Executive Session – will be closed to the public***
4. ***Enter into Public Session – at approximately 1:00 P.M. or later***
5. Invocation *Commissioner Sam Broughton*
6. Introduction of Guests
7. Adoption of Agenda
8. Approval of the Minutes of the June 16, 2016 Commission Meeting
9. Public Input
10. Commissioners' Update *Commissioners*
11. Committee Assignments *Chairman Bill Danielson*
12. Business:
 - A. SC Mentor *Dr. Beverly Buscemi*
 - B. Employment Showcase *Burton Center Employment Services*
 - C. Department of Transportation Grant *Mr. Tom Waring*
 - D. Financial Report *Mr. Tom Waring*
 - E. Room and Board Update *Mr. Tom Waring*
 - F. Golden Palmetto Award *Mrs. Lois Park Mole*
 - G. Waiting List Reduction Efforts *Ms. Susan Beck*
13. State Director's Report *Dr. Beverly Buscemi*
14. Next Regular Meeting (August 18, 2016)
15. Adjournment



Section 5310
Enhanced Mobility of Seniors
and Individuals with Disabilities
Funding Plan

Section 5310

Enhanced Mobility of Seniors and Individuals with Disabilities FFY2016 Apportionment

PROGRAM	FAST ACT Apportionment
SMALL URBAN SECTION 5310 PROJECTS	\$1,232,856
State Administration	\$73,285
Small Urban Projects Amount	\$450,000
Transferred to Rural from Small Urban	\$709,571
RURAL SECTION 5310 PROJECTS	\$1,284,817
State Administration	\$128,481
Transferred from Small Urban to Rural	\$709,571
Rural Projects Amount	\$1,865,907

Section 5310 Small Urban Projects

AGENCY NAME	COG Ranking	Federal	Local Match	Total Project	Project Type
Anderson County DSNB	1	\$50,000	\$8,823	\$58,823	Vehicle -Replacement
York County DSNB	1	\$50,000	\$8,823	\$58,823	Vehicle-Replacement
Beaufort County DSNB	1	\$50,000	\$12,500	\$62,500	Purchase of Service
Senior Services of Beaufort	2	\$50,000	\$12,500	\$62,500	Purchase of Service
Florence County DSNB	1	\$50,000	\$8,823	\$58,823	Vehicle-Replacement
PADD	2	\$50,000	\$8,823	\$58,823	Vehicle-Expansion
Senior Citizen Association of Florence	3	\$50,000	\$8,823	\$58,823	Vehicle-Expansion
Senior Services of Sumter	1	\$50,000	\$8,823	\$58,823	Vehicle-Replacement
Sumter County DSNB	2	\$50,000	\$8,823	\$58,823	Vehicle-Replacement
TOTAL:		\$450,000	\$86,761	\$536,761	

Section 5310 Rural Projects

AGENCY NAME	COG Ranking	Federal	Local Match	Total Project	Project Type
Appalachian COG					
Cherokee County DSN	1	\$50,000	\$8,823	\$58,823	Vehicle-Replacement
Oconee County DSN	2	\$50,000	\$8,823	\$58,823	Vehicle-Replacement
PROJECTS TOTAL		\$100,000	\$17,646	\$117,646	
Berkeley-Charleston-Dorchester COG					
Berkeley Citizens	1	\$50,000	\$12,500	\$62,500	Purchase of Service
South Santee Senior & Community Center	2	\$50,000	\$8,823	\$58,823	Expansion-New Project
PROJECTS TOTAL		\$100,000	\$21,323	\$121,323	

Section 5310 Rural Projects

AGENCY NAME	COG Ranking	Federal	Local Match	Total Project	Project Type
Catawba COG					
Union County DSNB	1	\$50,000	\$8,823	\$58,823	Vehicle-Expansion
York Adult Day Care	2	\$50,000	\$8,823	\$58,823	Vehicle-Replacement
York County COA	3	\$50,000	\$8,823	\$58,823	Vehicle-Replacement
PROJECTS TOTAL		\$150,000	\$26,469	\$176,469	
ALTERNATE PROJECTS					
Lancaster County COA	4	\$50,000	\$8,823	\$58,823	Vehicle-Expansion
Central Midlands COG					
Fairfield County COA	1	\$50,000	\$8,823	\$58,823	Vehicle -Replacement
Newberry County DSNB	2	\$50,000	\$8,823	\$58,823	Vehicle-Replacement
Newberry County COA	3	\$50,000	\$8,823	\$58,823	Vehicle-Replacement
Fairfield County DSNB	4	\$47,000	\$8,294	\$55,294	Vehicle-Replacement
PROJECTS TOTAL		\$197,000	\$34,763	\$231,763	

Section 5310 Rural Projects

AGENCY NAME	COG Ranking	Federal	Local Match	Total Project	Project Type
Lowcountry COG					
Colleton County COA	1	\$50,000	\$8,823	\$58,823	Vehicle-Replacement
Lowcountry COG-Hampton County	2	\$50,000	\$12,500	\$62,500	Purchase of Service
Lowcountry COG-Jasper County	3	\$50,000	\$12,500	\$62,500	Purchase of Service
Hampton County DSNB	5	\$47,000	\$8,294	\$55,294	Vehicle-Replacement
PROJECTS TOTAL		\$197,000	\$42,117	\$239,117	
ALTERNATE PROJECTS					
Colleton County DSNB	6	\$50,000	\$8,823	\$58,823	Vehicle- Replacement
Lower Savannah COG					
Calhoun County COA	1	\$50,000	\$8,823	\$58,823	Vehicle-Replacement
Bamberg County DSNB	2	\$50,000	\$8,823	\$58,823	Vehicle-Replacement
Generations Unlimited	3	\$50,000	\$8,823	\$58,823	Vehicle-Replacement
County of Allendale	8	\$47,000	\$8,294	\$55,294	Purchase of Service
PROJECTS TOTAL		\$197,000	\$34,763	\$231,763	
ALTERNATE PROJECTS					
Orangeburg County DSNB	4	\$50,000	\$8,823	\$58,823	Vehicle-Replacement
Barnwell County DSNB	5	\$50,000	\$8,823	\$58,823	Vehicle-Replacement
Calhoun County DSNB	6	\$50,000	\$8,823	\$58,823	Vehicle-Replacement
Allendale County DSNB	7	\$50,000	\$8,823	\$58,823	Vehicle-Replacement

Section 5310 Rural Projects

AGENCY NAME	COG Ranking	Federal	Local Match	Total Project	Project Type
Pee Dee COG					
CHESCO Services	1	\$50,000	\$8,823	\$58,823	Vehicle-Replacement
Darlington County COA	2	\$50,000	\$8,823	\$58,823	Vehicle-Replacement
Darlington County DSNB	3	\$50,000	\$8,823	\$58,823	Vehicle-Replacement
SC Department of DSN (Statewide)	N/A	\$50,000	\$8,823	\$58,823	Vehicle-Expansion
PROJECTS TOTAL		\$200,000	\$26,469	\$176,469	
ALTRENATE PROJECTS					
Florence County DSNB	4	\$50,000	\$8,823	\$58,823	Vehicle-Replacement
Santee-Lynches COG					
Kershaw County COA	1	\$50,000	\$8,823	\$58,823	Vehicle-Replacement
Lee County COA	2	\$50,000	\$8,823	\$58,823	Vehicle-Replacement
Lee County DSNB	3	\$50,000	\$8,823	\$58,823	Vehicle-Replacement
Paxville CDC	4	\$2,500	\$625	\$3,125	Purchase of Service
Clarendon County COA	5	\$47,000	\$8,294	\$55,294	Vehicle-Expansion
PROJECTS TOTAL		\$199,500	\$35,388	\$234,888	
ALTERNATE PROJECTS					
Clarendon County DSNB	6	\$50,000	\$8,823	\$58,823	Vehicle-Replacement
Kershaw County DSNB	7	\$50,000	\$8,823	\$58,823	Vehicle-Replacement
Sumter County DSNB	8	\$50,000	\$8,823	\$58,823	Vehicle-Replacement

DDSN's Allocation →

Section 5310 Rural Projects

AGENCY NAME	COG Ranking	Federal	Local Match	Total Project	Project Type
Upper Savannah COG					
McCormick County Senior Center-Saluda	1	\$50,000	\$8,823	\$58,823	Vehicle-Replacement
Piedmont Agency on Aging	2	\$50,000	\$8,823	\$58,823	Vehicle-Replacement
Burton Center	3	\$50,000	\$8,823	\$58,823	Vehicle-Replacement
PROJECTS TOTAL		\$150,000	\$26,469	\$176,469	
ALTERNATE PROJECTS					
Laurens County DSNB	4	\$50,000	\$8,823	\$58,823	Vehicle-Replacement
McCormick County Senior Center-Saluda	5	\$50,000	\$8,823	\$58,823	Vehicle-Replacement
McCormick County Senior Center	6	\$50,000	\$8,823	\$58,823	Vehicle-Replacement
Waccamaw COG					
Williamsburg County DSNB	1	\$50,000	\$12,500	\$62,500	Purchase of Service
Georgetown County	2	\$50,000	\$12,500	\$62,500	Purchase of Service
Grace Ministries-Neighbor-To-Neighbor	3	\$35,000	\$7,000	\$42,000	Purchase of Service
PROJECTS TOTAL		\$135,000	\$32,000	\$167,000	
TOTAL RURAL CAPITAL PROJECTS (POS AND VEHICLES)		\$1,625,500	\$306,230	\$1,931,730	

Section 5310 Mobility Management Projects

AGENCY NAME	COG Ranking	Federal	Local Match	Total Project	Project Type
MOBILITY MANAGEMENT					
BCD COG	1	\$40,000	\$10,000	\$50,000	Mobility Management
Lowcountry RTA/Palmetto Breeze	1	\$40,000	\$10,000	\$50,000	Mobility Management
Lower Savannah COG	1	\$40,000	\$10,000	\$50,000	Mobility Management
Senior Services of Sumter	1	\$40,000	\$10,000	\$50,000	Mobility Management
Waccamaw COG	1	\$40,000	\$10,000	\$50,000	Mobility Management
Waccamaw Assisted Rides	2	\$40,000	\$10,000	\$50,000	Mobility Management
PROJECTS TOTAL		\$240,000	\$60,000	\$300,000	

Section 5310 Distribution of Carry-Forward Unobligated Funds

AGENCY NAME	COG Region	SCDOT Recommended Amount	Local Match	Total Project	Project Type
Charles Lea Center	Appalachian	\$40,000	\$10,000	\$50,000	Vehicle-Replacement
Darlington County COA	Pee Dee	\$40,000	\$10,000	\$50,000	Vehicle-Replacement
Sumter County DSN	Santee Lynches	\$40,000	\$10,000	\$50,000	Vehicle-Replacement
York County DSN	Catawba	\$40,000	\$10,000	\$50,000	Vehicle-Replacement
Allendale-Barnwell County DSNB	Lower Savannah	\$35,000	\$6,176	\$41,176	Vehicle-Expansion
Aiken County COA	Lower Savannah	\$35,000	\$6,176	\$41,176	Vehicle-Expansion
PROJECTS TOTAL		\$230,000	\$52,352	\$282,352	

Attachment C

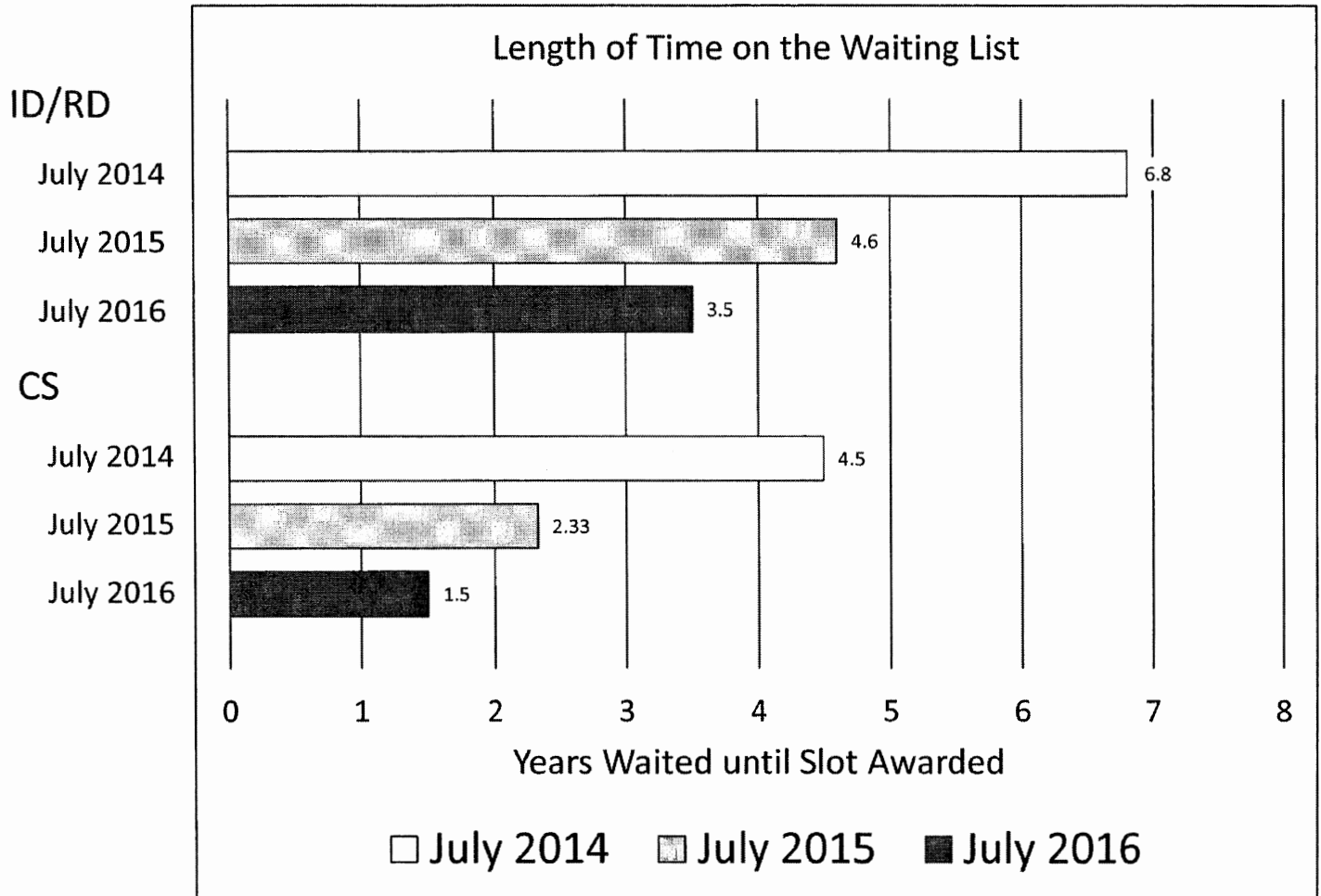
**SC Department of Disabilities and Special Needs
FY 2016 Monthly Financial Summary - Operating Funds
Month Ended: June 30, 2016**

	General Fund (Appropriations)	Medicaid Fund	Other Operating Funds	Federal and Restricted Funds	Total
FY 2015 Cash Brought Forward	\$ 1,030,471	\$ 1,912,919	\$ 1,301,766	\$ 135,055	\$ 4,380,210
<u>FY 2016 YTD Activity</u>					
<u>Receipts/Transfers</u>					
Revenue	225,652,877	385,248,374	3,335,654	340,910	614,577,814
Interfund Transfers	-	-	-	-	-
Total Receipts/Transfers	225,652,877	385,248,374	3,335,654	340,910	614,577,814
<u>Disbursements</u>					
Personal Services	(47,821,128)	(12,651,131)	(52,582)	(212,439)	(60,737,280)
Fringe Benefits	(19,541,194)	(5,313,581)	-	(88,240)	(24,943,015)
Other Operating Expense	(156,631,269)	(364,549,383)	(1,558,561)	(159,096)	(522,898,309)
Capital Outlays	-	(241,318)	(151,707)	-	(393,025)
Total Disbursements	(223,993,590)	(382,755,413)	(1,762,851)	(459,775)	(608,971,629)
Outstanding Accounts Payable Balance	(1,750,196)	(873,120)	(68,068)	-	(2,691,385)
Ending Cash Balance - 6/30/2016	\$ 939,561	\$ 3,532,759	\$ 2,806,500	\$ 16,190	\$ 7,295,010

Approximately \$5,000,000 of the total cash balance has been reserved for future Medicaid Settlements

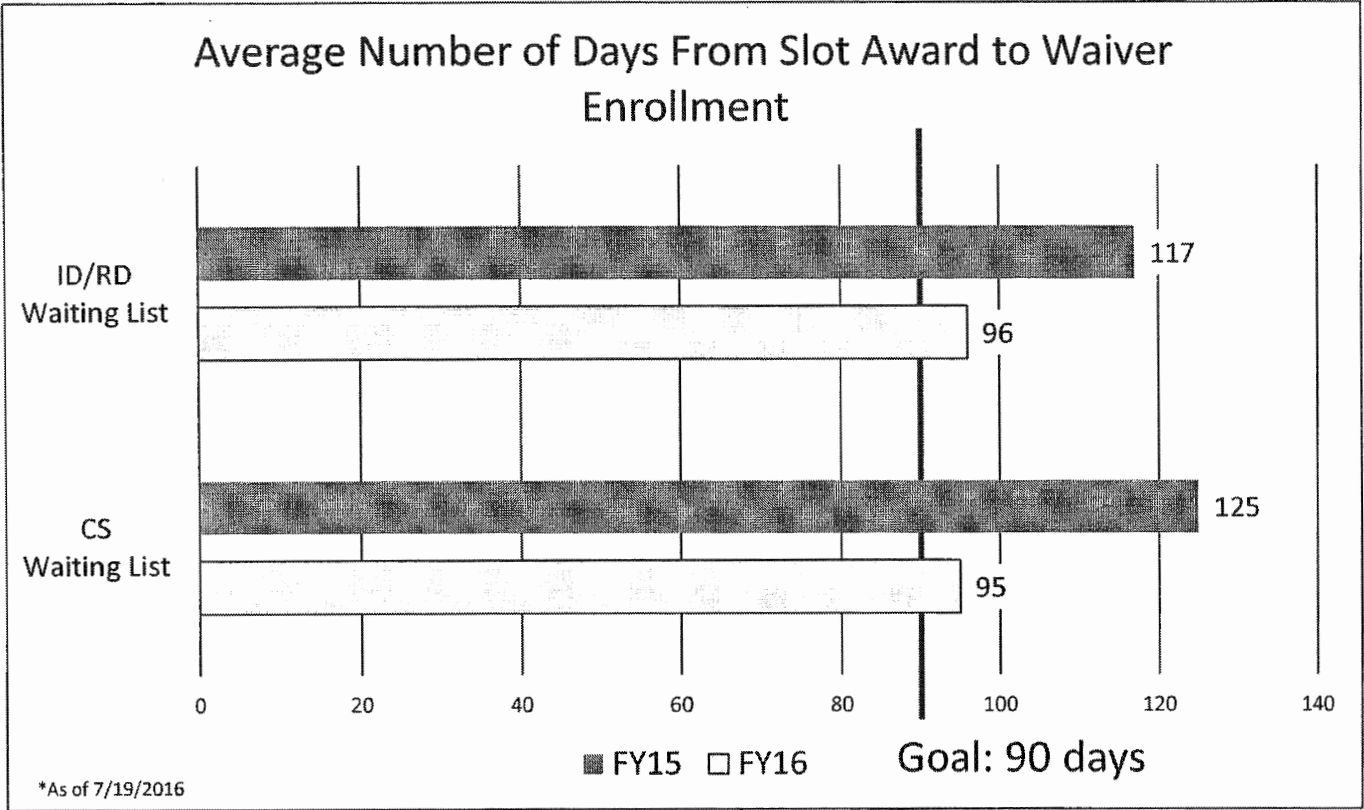
FM Budget vs Actual										
Author		JGRANT								
Filter		Information								
Status of Data 7/11/2016 05:01:18										
Table										
Fiscal year	Business area	Funded Program - Bud	Fund (High Level)	Original Budget	Budget Adjustments	Current Budget	YTD Actual Expense	Balance Before Commitments	Commitments and Other Transactions	Remaining Balance
2016	DDSN	ADMINISTRATION	Result	\$ 7,278,969.00	\$ 40,031.00	\$ 7,319,000.00	\$ 6,135,563.94	\$ 1,183,436.06	\$ 82,814.18	\$ 1,100,621.88
2016	DDSN	PREVENTION PROGRAM	Result	\$ 257,098.00	\$ 206,702.00	\$ 463,800.00	\$ 397,904.68	\$ 65,895.32	\$ 0.00	\$ 65,895.32
2016	DDSN	GWOOD GENETIC CTR	Result	\$ 9,968,376.00	\$ 0.00	\$ 9,968,376.00	\$ 9,968,376.00	\$ 0.00	\$ 0.00	\$ 0.00
2016	DDSN	CHILDREN'S SERVICES	Result	\$ 14,859,135.00	\$ 6,648,183.00	\$ 21,507,318.00	\$ 12,547,892.37	\$ 8,959,425.63	\$ 45,840.00	\$ 8,913,585.63
2016	DDSN	BabyNet	Result	\$ 9,312,500.00	\$ 0.00	\$ 9,312,500.00	\$ 9,312,500.00	\$ 0.00	\$ 0.00	\$ 0.00
2016	DDSN	IN-HOME FAMILY SUPP	Result	\$ 76,340,895.00	-\$ 5,983,777.00	\$ 70,357,118.00	\$ 39,432,530.47	\$ 30,924,587.53	\$ 2,364,825.39	\$ 28,559,762.14
2016	DDSN	ADULT DEV&SUPP EMPLO	Result	\$ 64,395,407.00	\$ 9,847,930.00	\$ 74,243,337.00	\$ 71,164,018.32	\$ 3,079,318.68	\$ 0.00	\$ 3,079,318.68
2016	DDSN	SERVICE COORDINATION	Result	\$ 22,707,610.00	\$ 1,114,767.00	\$ 23,822,377.00	\$ 18,435,072.32	\$ 5,387,304.68	\$ 310,205.34	\$ 5,077,099.34
2016	DDSN	AUTISM SUPP PRG	Result	\$ 14,113,306.00	-\$ 999,913.00	\$ 13,113,393.00	\$ 8,880,289.47	\$ 4,233,103.53	\$ 143,583.74	\$ 4,089,519.79
2016	DDSN	Pervasive Developmental Disorder Program (PDD)	Result	\$ 13,027,103.00	-\$ 2,684,871.21	\$ 10,342,231.79	\$ 7,381,637.95	\$ 2,960,593.84	\$ 581,394.36	\$ 2,379,199.48
2016	DDSN	HD&SPINL CRD INJ COM	Result	\$ 3,040,532.00	\$ 262,922.00	\$ 3,303,454.00	\$ 3,238,054.77	\$ 65,399.23	\$ 0.00	\$ 65,399.23
2016	DDSN	REG CTR RESIDENT PGM	Result	\$ 71,450,565.00	\$ 1,899,576.00	\$ 73,350,141.00	\$ 62,793,431.24	\$ 10,556,709.76	\$ 305,111.13	\$ 10,251,598.63
2016	DDSN	HD&SPIN CRD INJ FAM	Result	\$ 25,758,987.00	-\$ 4,819,775.00	\$ 20,939,212.00	\$ 16,348,283.70	\$ 4,590,928.30	\$ 1,473,401.04	\$ 3,117,527.26
2016	DDSN	AUTISM COMM RES PRO	Result	\$ 23,557,609.00	-\$ 763,214.00	\$ 22,794,395.00	\$ 20,746,682.27	\$ 2,047,712.73	\$ 17,157.29	\$ 2,030,555.44
2016	DDSN	INTELL DISA COMM RES	Result	\$ 286,451,227.00	\$ 4,611,143.00	\$ 291,062,370.00	\$ 281,199,088.21	\$ 9,863,281.79	\$ 4,957,594.34	\$ 4,905,687.45
2016	DDSN	STATEWIDE CF APPRO	Result		\$ 0.00	\$ 0.00		\$ 0.00		\$ 0.00
2016	DDSN	STATEWIDE PAY PLAN	Result		\$ 0.00	\$ 0.00		\$ 0.00		\$ 0.00
2016	DDSN	STATE EMPLOYER CONTR	Result	\$ 28,368,232.00	-\$ 1,819,573.00	\$ 26,548,659.00	\$ 24,943,015.07	\$ 1,605,643.93	\$ 0.00	\$ 1,605,643.93
2016	DDSN	DUAL EMPLOYMENT	Result				\$ 5,416.70	-\$ 5,416.70	\$ 0.00	-\$ 5,416.70
2016	DDSN	Autism Services	Result		\$ 1,000,000.00	\$ 1,000,000.00	\$ 1,000,000.00	\$ 0.00	\$ 0.00	\$ 0.00
2016	DDSN	Special Needs Park -	Result		\$ 100,000.00	\$ 100,000.00	\$ 100,000.00	\$ 0.00	\$ 0.00	\$ 0.00
2016	DDSN	Special Family Resou	Result		\$ 1.00	\$ 1.00		\$ 1.00		\$ 1.00
		Result		\$ 670,887,551.00	\$ 8,660,131.79	\$ 679,547,682.79	\$ 594,029,757.48	\$ 85,517,925.31	\$ 10,281,926.81	\$ 75,235,998.50

SC Department of Disabilities and Special Needs



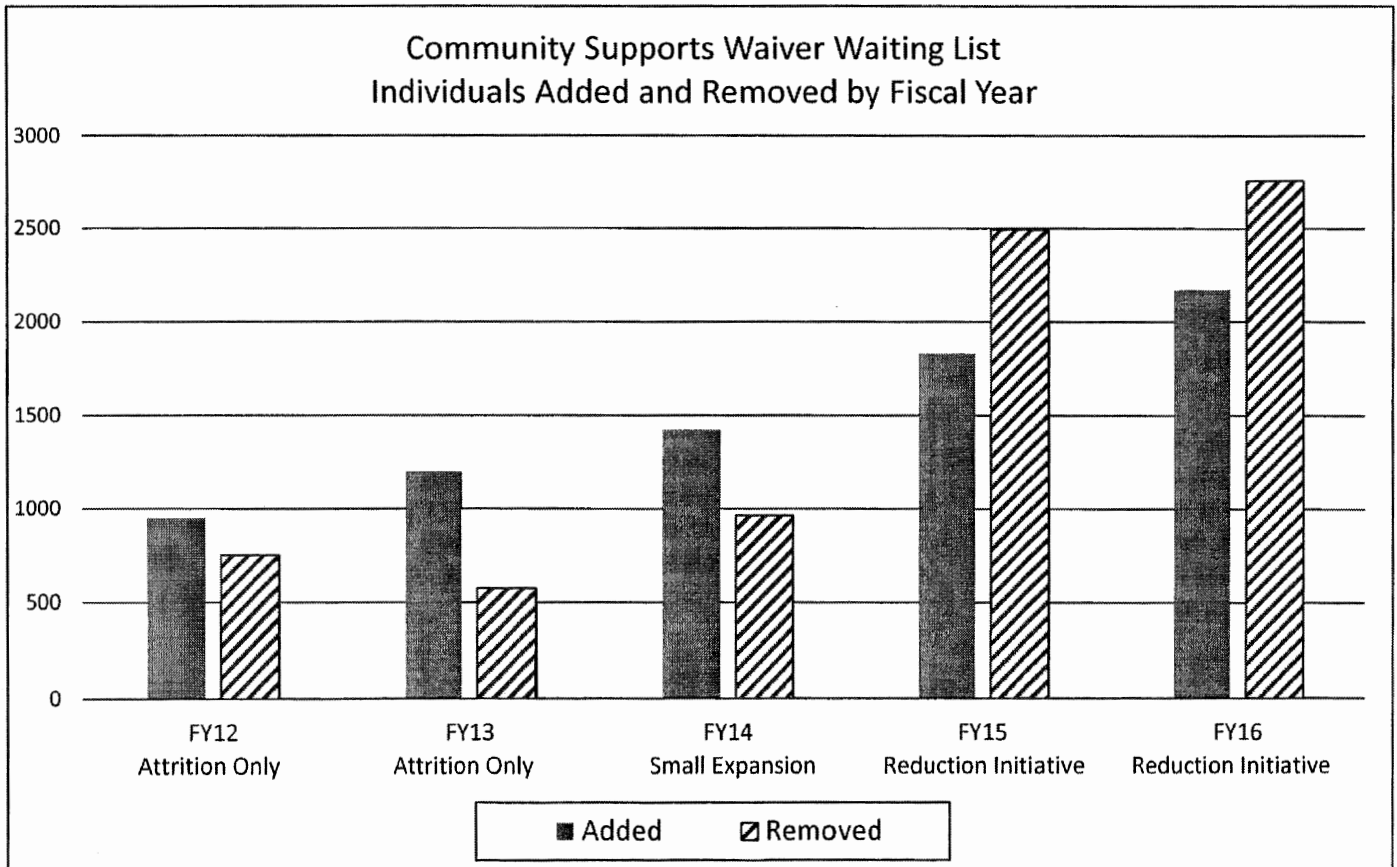
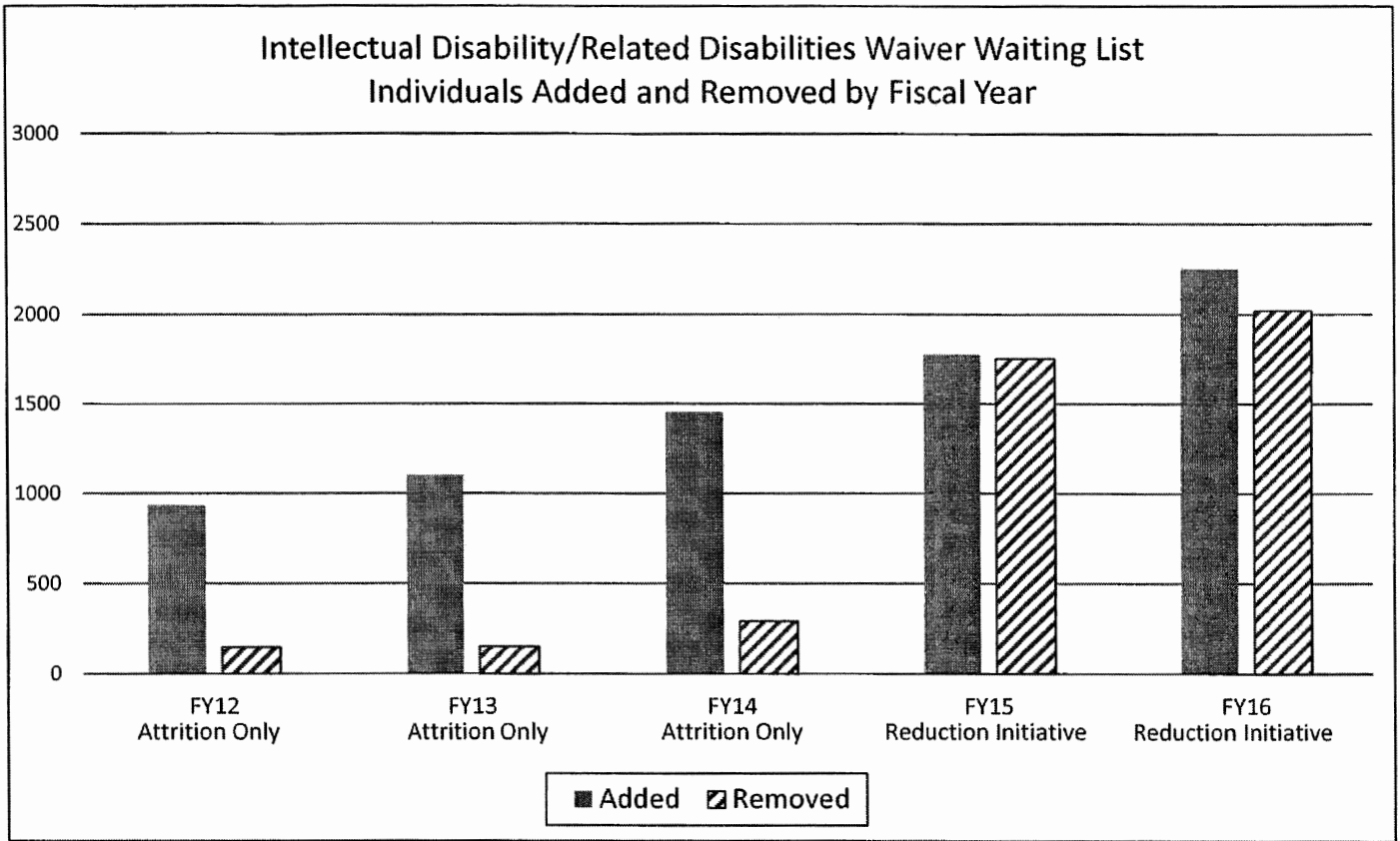
ID/RD – Intellectual Disability/Related Disabilities Waiver
CS – Community Supports Waiver

SC Department of Disabilities and Special Needs

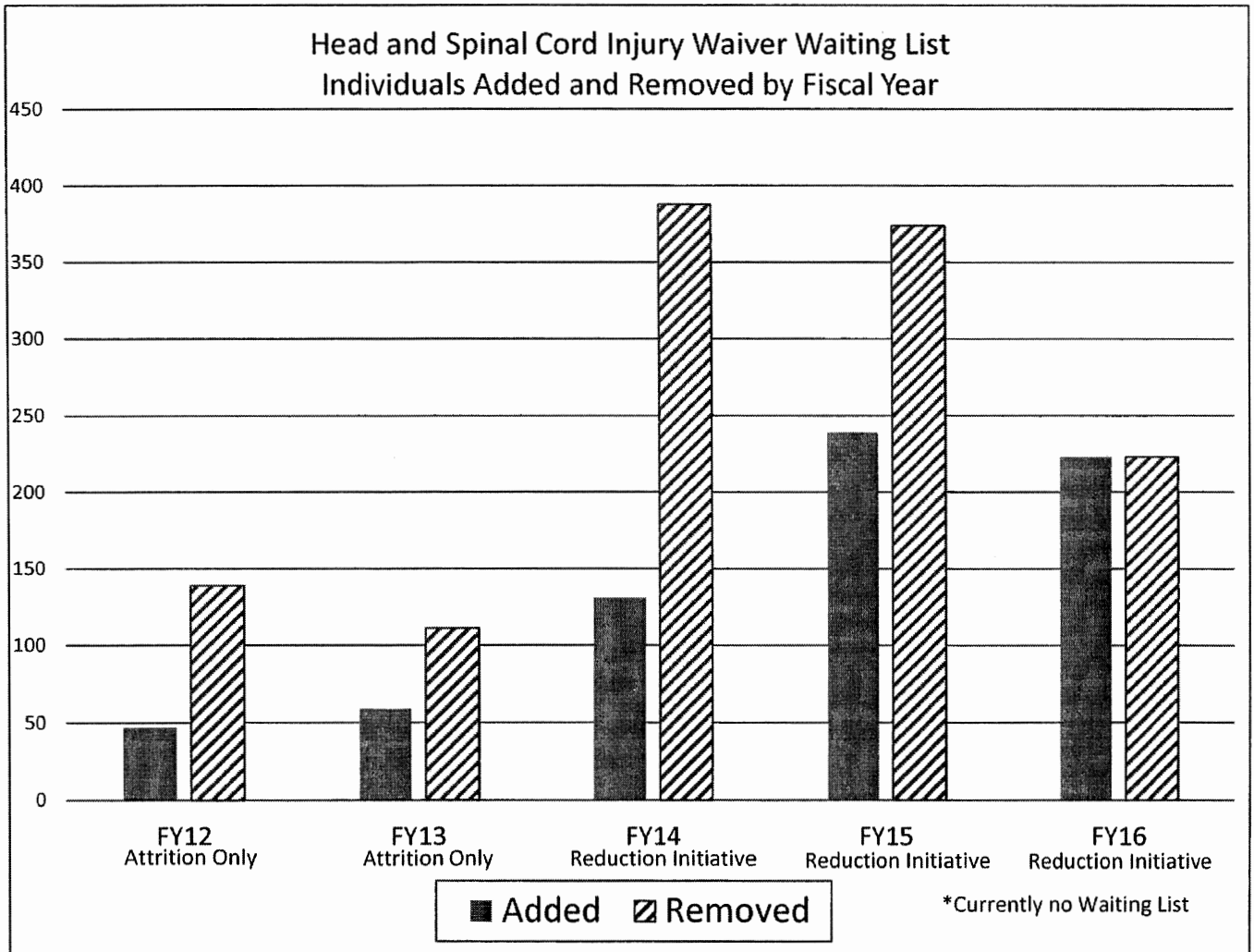


ID/RD – Intellectual Disability/Related Disabilities Waiver
CS – Community Supports Waiver

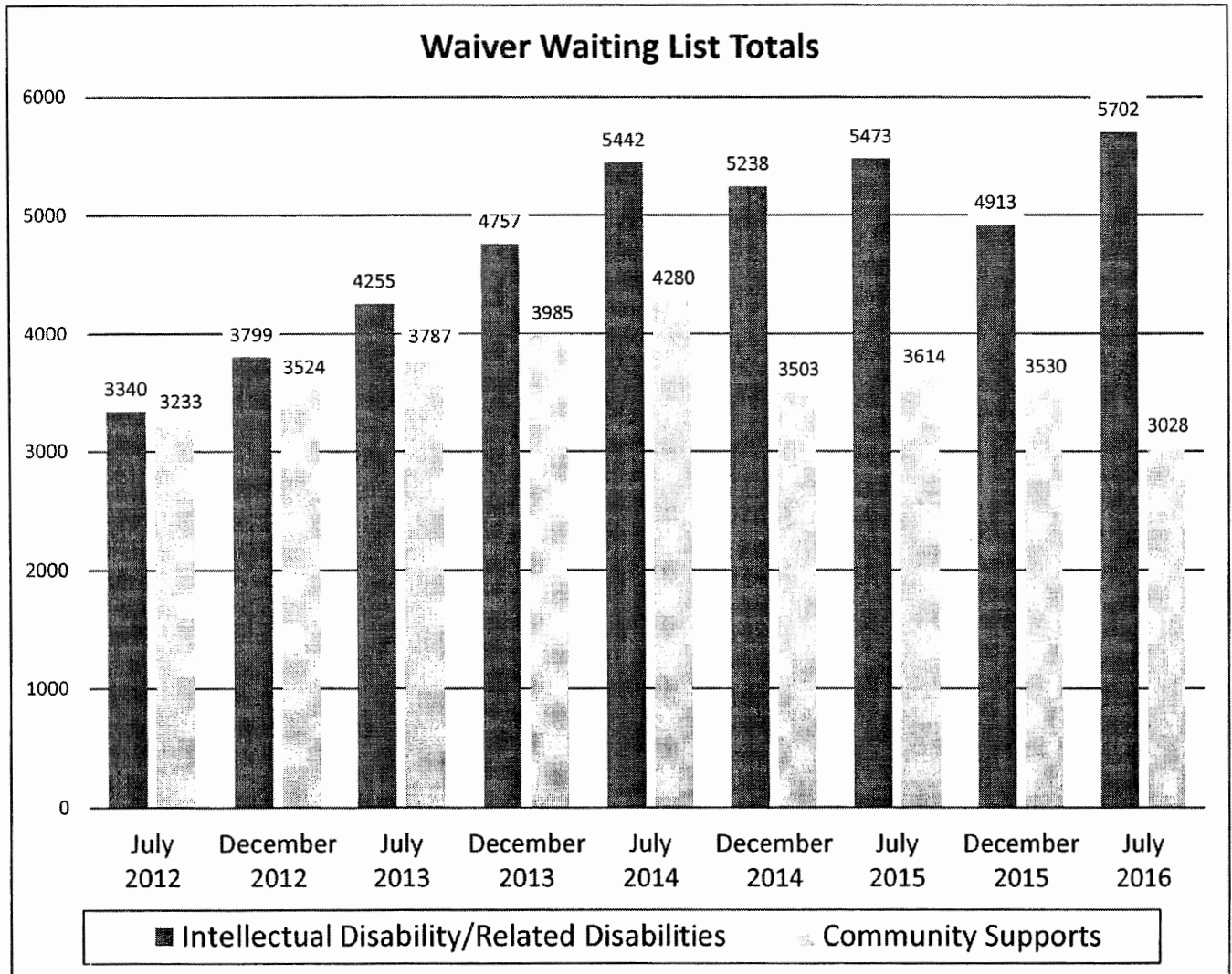
SC Department of Disabilities and Special Needs



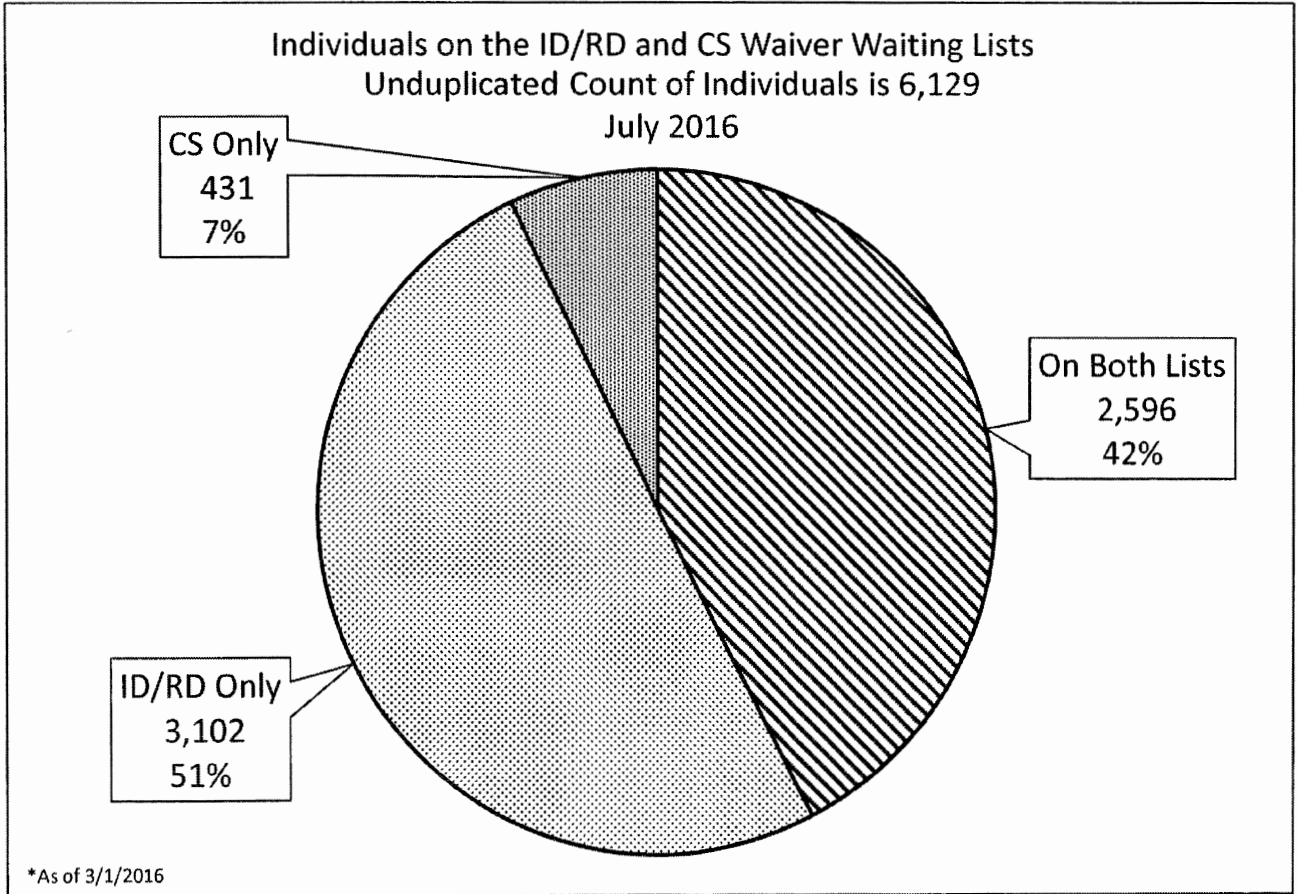
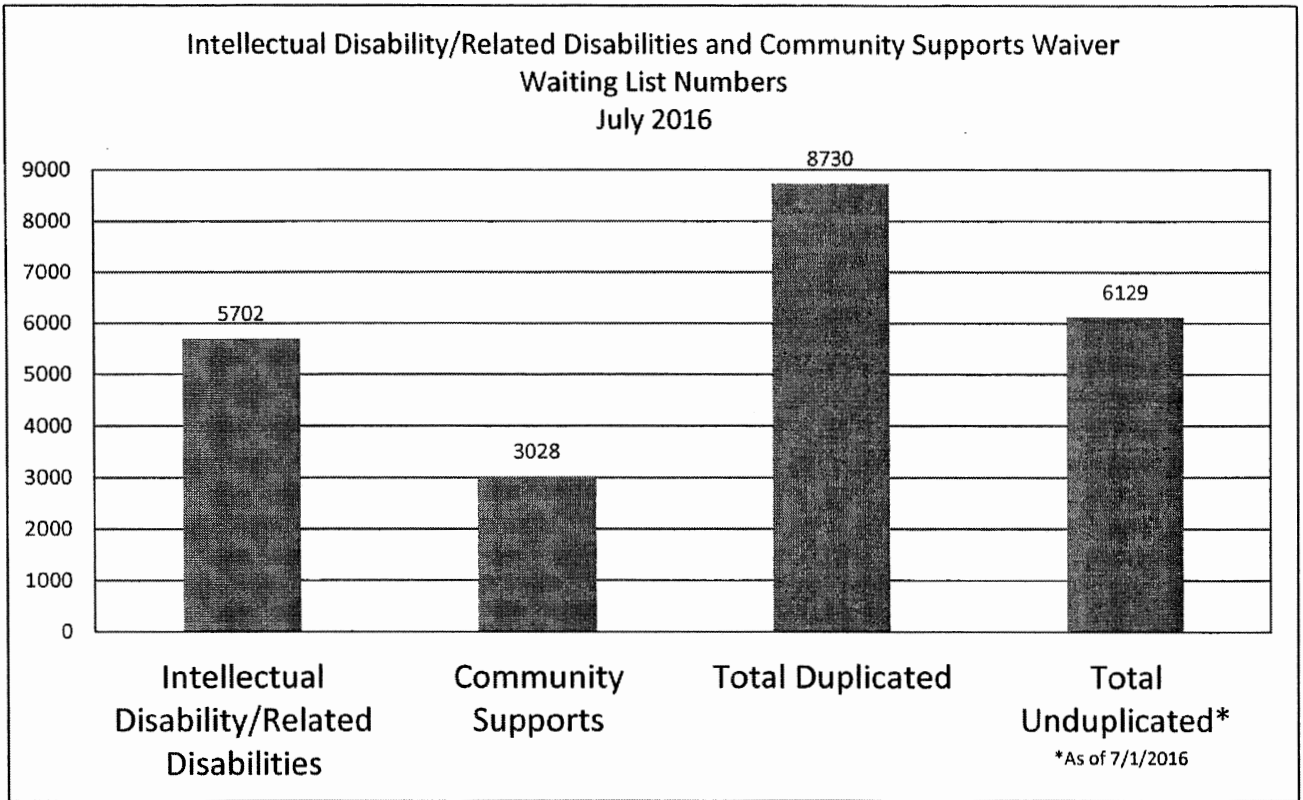
SC Department of Disabilities and Special Needs



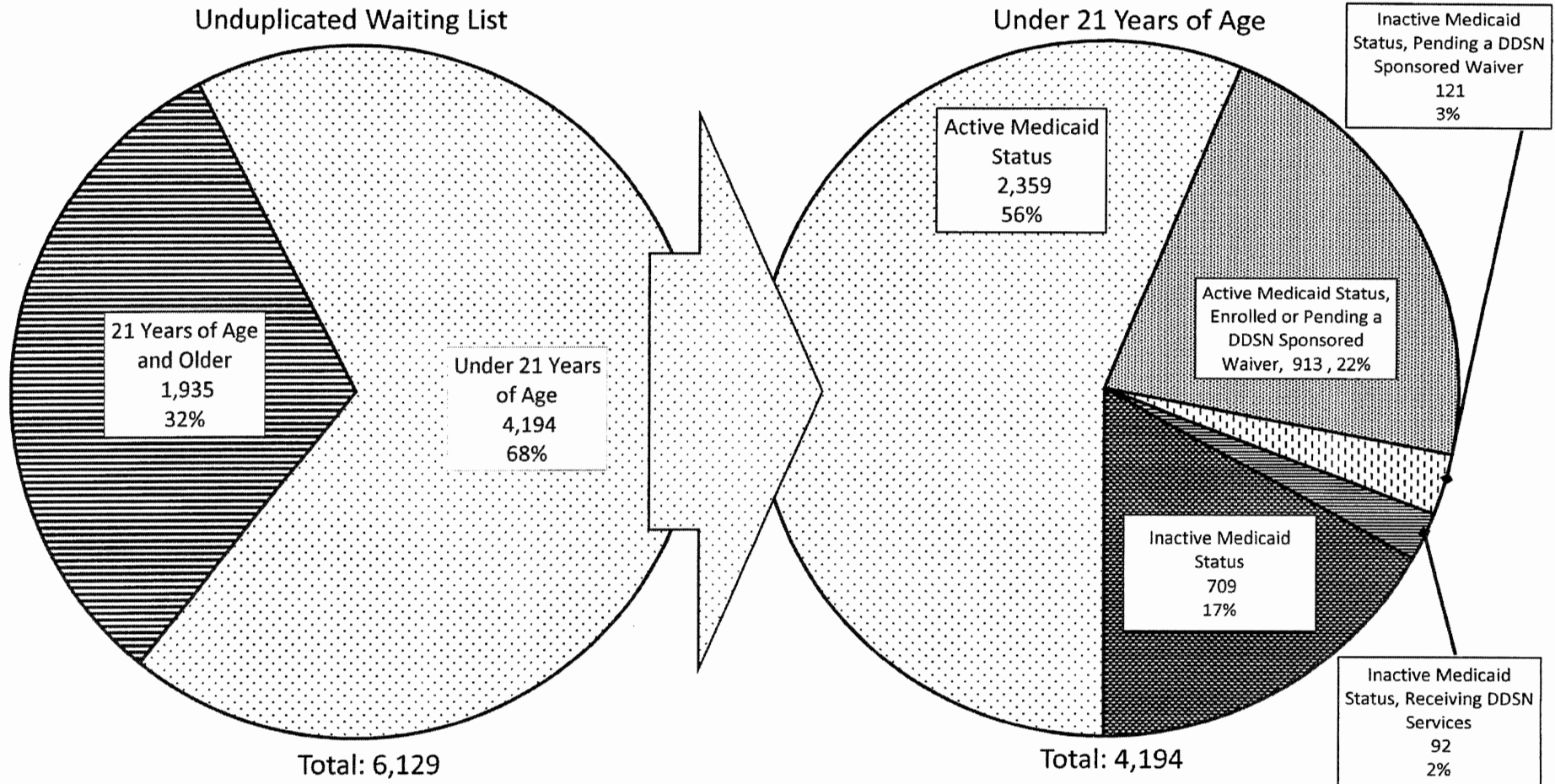
SC Department of Disabilities and Special Needs



SC Department of Disabilities and Special Needs



SC Department of Disabilities and Special Needs
 Number of Individuals on the Intellectual Disability/Related Disabilities and
 Community Supports Waiting Lists
 Unduplicated Count on July 1, 2016



Note: 83% of children are receiving DDSN Services and/or Medicaid Services (2,359 + 913 + 121 + 92 = 3,485). These services may include: DDSN Family Support Funding, DDSN Family Arranged Respite Funding, and/or Medicaid Services such as prescriptions, personal care, nursing, incontinence supplies, dental, vision, medically necessary Durable Medical Equipment services, etc. The remaining 17% of children may also receive BabyNet services (Birth to Age 3) and public school services up through the school year in which the student turns 21 years of age.

SC Department of Disabilities and Special Needs
Waiting List Reduction Efforts for Fiscal Year 2016 and Beginning Fiscal Year 2017

Row #	Total Numbers At Beginning of the Month	2015						2016						
		July	August	September	October	November	December	January	February	March	April	May	June	July
1	Intellectual Disability/Related Disabilities Waiver Waiting List Total	5,473	5,559	5,443	4,934	4,793	4,779	4,925	4,935	5,001	5,191	5,312	5,545	5,702
2	Community Supports Waiver Waiting List Total	3,614	3,624	3,565	3,544	3,534	3,478	3,530	3,501	3,551	3,566	3,734	3,563	3,028
3	Head and Spinal Cord Injury Waiting List Total	0	0	0	0	0	0	0	0	0	0	0	0	0
4	Critical Needs Waiting List Total	132	131	140	122	118	124	122	122	133	125	129	137	149
5	Total Number Added to the ID/RD, HASCI, and CS Waiting Lists	297	431	182	318	367	214	406	285	389	544	602	456	452
6	Total Number Removed from the ID/RD, HASCI, and CS Waiting Lists	492	335	357	848	518	284	208	304	272	340	313	394	830
7	Number of Individuals Enrolled in a Waiver by Month	123	135	144	132	154	125	176	180	137	195	135	123	128
8	Number of Individuals Opted for Other Services/Determined Ineligible by Month	83	224	136	333	216	121	85	115	115	122	90	78	69
9	Total Number of Individuals Removed from Waiting Lists (Running Total)	4,749	4,955	5,282	6,473	6,549	6,837	7,050	7,327	7,631	7,935	8,229	8,676	9,412
10	Total Number of Individuals Pending Waiver Services (Running Total)	1,434	1,303	1,314	1,901	1,952	1,815	1,833	1,743	1,690	1,606	1,598	1,736	2,084
11	Total Unduplicated Individuals on the Waiver Waiting Lists (*Approximate)	6,122	6,152*	6,035*	5,680	5,495*	5,449*	5,580	5,575*	5,635	5,776	5,879	6,148	6,129

Updated 7/1/2016

** Approximately 29.8% of the 8,730 individuals on a waiting list are duplicated names resulting in the 6,129 unduplicated individuals on waiting lists.

SC Department of Disabilities and Special Needs

Waiting List Reduction Efforts

As of July 1, 2016 (run on July 1, 2016)

Waiting List	Number of Individuals Removed from Waiting Lists	Consumer/Family Determination		Number of Individuals Services are Pending
		Number of Individuals Enrolled in a Waiver	Number of Individuals Opted for Other Services/ Determined Ineligible	
Intellectual Disability/Related Disabilities (As of July 1, 2014)	1,438 (FY15) <u>2,109 (FY16)</u> 3,547	712 (FY15) <u>1,038 (FY16)</u> 1,750	517 (FY15) <u>794 (FY16)</u> 1,311	72 (FY15) <u>413 (FY16)</u> 485
Community Supports (As of July 1, 2014)	2,430 (FY15) <u>2,682 (FY16)</u> 5,112	700 (FY15) <u>628 (FY16)</u> 1,328	1,503 (FY15) <u>870 (FY16)</u> 2,373	36 (FY15) <u>1,375 (FY16)</u> 1,411
Head and Spinal Cord Injury (As of Oct 1, 2013)	753	337	228	188
		3,415	3,912	
Total	9,412	7,327		2,084

Waiting List *	Number of Individuals Added Between July 1, 2014 and July 1, 2016	Number of Individuals Waiting as of July 1, 2016
Intellectual Disability/Related Disabilities	3,923 (2,179 since 7/1/15)	5,702
Community Supports	3,780 (2,094 since 7/1/15)	3,028
Head and Spinal Cord Injury	0	0
Total	7,703	8,730**

* There is currently no Head and Spinal Cord Injury (HASCI) Waiver waiting list.

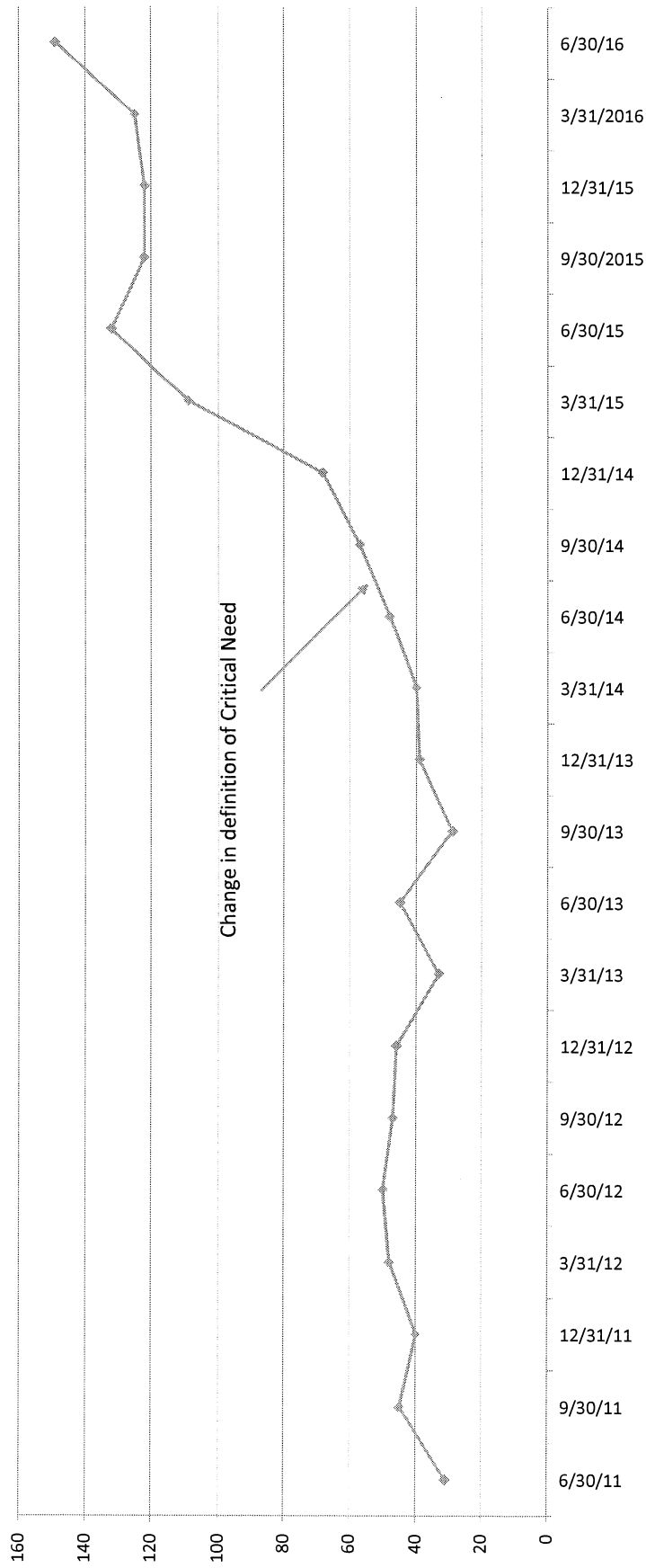
** Approximately 29.8 percent of the 8,730 are duplicated names; there are 6,129 people on a waiver waiting list.

South Carolina Department of Disabilities and Special Needs
As of June 30, 2016

<u>Service List</u>	<u>05/31/16</u>	<u>Added</u>	<u>Removed</u>	<u>06/30/16</u>
Critical Needs	137	34	22	149
Pervasive Developmental Disorder Program	1653	62	76	1639
Intellectual Disability and Related Disabilities Waiver	5545	185	28	5702
Community Supports Waiver	3563	245	780	3028
Head and Spinal Cord Injury Waiver	0	22	22	0

Report Date: 7/11/16

Critical Needs List FY 2011- FY 2016



Critical Needs Pie Chart Definitions

Waiver Services/Rehabilitative Behavioral Health Services/Other In Home Services: in-home waiver service package, state plan behavioral health services or other in home services (e.g., Vocational Rehabilitation) are in place

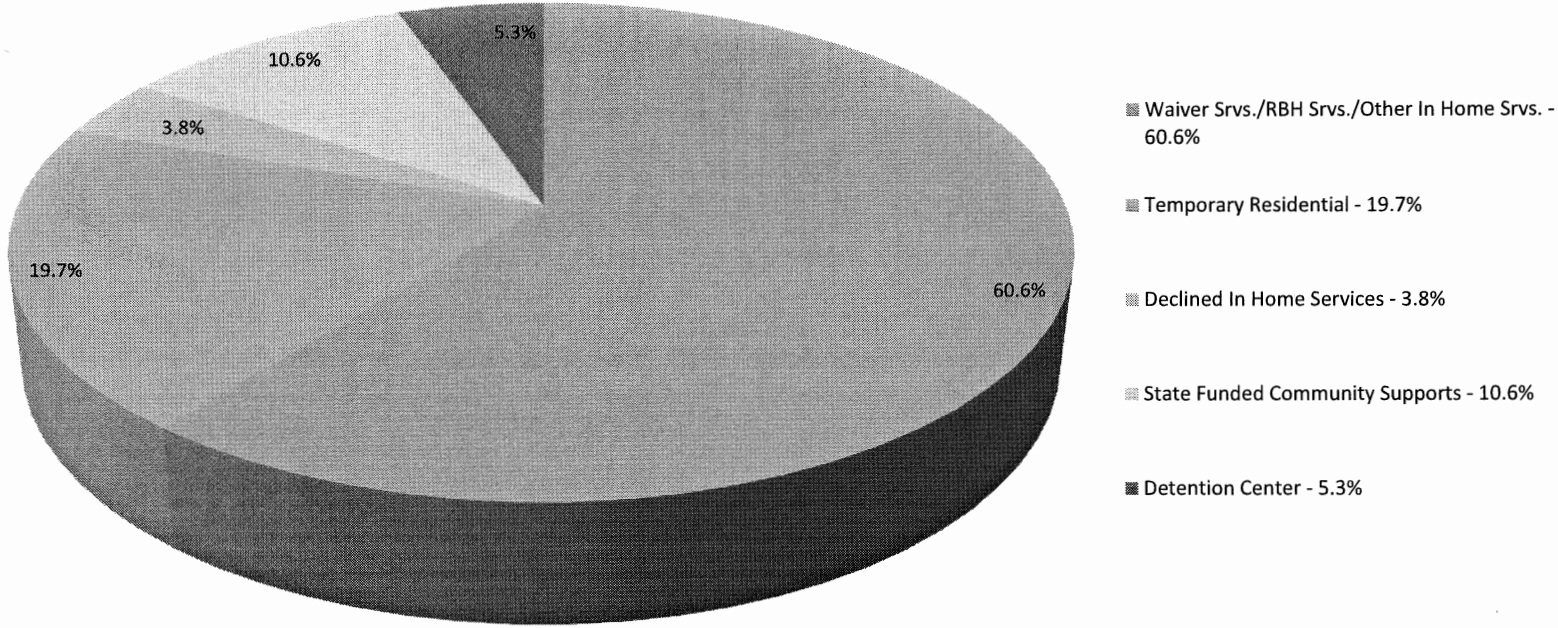
Temporary Residential Services: a temporary placement such as a regional center or psychiatric residential treatment facility has been made

Declined In-Home Services: individual/family declined in-home services while awaiting residential services

State-Funded Community Supports: receiving a package of supports including case management, respite and day programming

Detention Center: incarcerated due to being charged with a crime, may have been determined not competent to stand trial

Services Received by Persons on Critical Needs List - 7/11/16



Critical Needs List Factors

Length of Time on List Depends on a Variety of Individual Factors :

- Identification of a provider to serve unique needs
- Regulatory requirements (e.g. delays due to Fire Marshall requirements for sprinkler in new residential development)
- Individual/family choice of location of service