

SOUTH CAROLINA COMMISSION ON DISABILITIES AND SPECIAL NEEDS

MINUTES

June 16, 2016

The South Carolina Commission on Disabilities and Special Needs met on Thursday, June 16, 2016, at 10:00 A.M. at the Department of Disabilities and Special Needs Central Office, 3440 Harden Street Extension, Columbia, South Carolina.

The following were in attendance:

COMMISSION

Present:

Bill Danielson, Chairman
Eva Ravenel, Secretary – Via Teleconference
Gary Lemel – Vice Chairman
Mary Ellen Barnwell
Sam Broughton, Ph.D.
Katie Fayssoux
Vicki Thompson

DDSN Administrative Staff

Dr. Buscemi, State Director; Mr. David Goodell, Associate State Director, Operations; Mrs. Susan Beck, Associate State Director, Policy; Mr. Tom Waring, Associate State Director, Administration; Mrs. Tana Vanderbilt, General Counsel (For other Administrative Staff see Attachment 1 – Sign In Sheet).

Guests

(See Attachment 1 Sign-In Sheet)

Coastal Regional Center (via videoconference)

(See Attachment 2 Sign-In Sheet)

Georgetown County DSN Board

Pee Dee Regional Center (via videoconference)

(See Attachment 4 Sign-In Sheet)

Pickens County DSN Board (via videoconference)

(See Attachment 5 Sign-In Sheet)

Whitten Regional Center (via videoconference)

(See Attachment 6 Sign-In Sheet)

York County DSN Board (via videoconference)

(See Attachment 7 Sign-In Sheet)

News Release of Meeting

Chairperson Danielson called the meeting to order and Commissioner Barnwell read a statement of announcement about the meeting that was mailed to the appropriate media, interested persons, and posted at the Central Office and on the website in accordance with the Freedom of Information Act.

Invocation

Commissioner Fayssoux gave the invocation.

Adoption of the Agenda

The Commission adopted the June 16, 2016 Meeting Agenda by unanimous consent. (Attachment A)

Approval of the Minutes of the May 19, 2016 Commission Meetings

The Commission approved the May 19, 2016 Commission Meeting minutes with a change by unanimous consent.

Public Input

The following individuals spoke during Public Input: Ms. Deborah McPherson, Mr. Jerry Mize, Mr. Gerald Bernard, and Mr. Ralph Courtney.

Commissioners' Update

Commissioner Thompson spoke of an event in her district.

Nominating Committee

Commissioner Fayssoux of the Nominating Committee, presented the following slate of officers for FY 2016-2017 – Commissioner Danielson as Chairman, Commissioner Ravenel as Vice Chairman, and Commissioner Lemel as Secretary.

Election of Officers

The Commission approved by unanimous consent, the presented slate of officers for FY 2016-2017 - Commissioner Danielson as Chairman, Commissioner Ravenel as Vice Chairman, and Commissioner Lemel as Secretary.

Finance/Audit Committee Report

Commissioner Thompson stated no action was taken in the Finance/Audit Committee Meeting. She gave thanks to staff, Mr. Ken

Meadows, Mr. Brian McCall, and Mr. George Kennedy for their efforts on the 2015 Financial Audit of DDSN.

DDSN Financial Audit

Mr. Ken Meadows of Greene, Finney & Horton (GF&H), stated that GF&H were contracted to perform the financial statement audit by the Office of the State Auditor. He added that the financial statements were reviewed by the Office of the State Auditor as well. Mr. Meadows then shared a detailed presentation of the Year Ended June 30, 2015 DDSN Financial Audit. DDSN received an unmodified opinion with Mr. Meadows stating this is the best outcome. Mr. George Kennedy, SC State Auditor, thanked Scott and Company for the preparation of the financial statements and GF&H for their work in completing the audit. He stated that the audit provided assurances that DDSN's financial records are being maintained accurately. Commissioner Lemel made a motion to accept the audit. The motion was seconded and passed. (Attachment B)

Financial Report

Mr. Waring gave an analysis of the agency's financial activity through May of 2016 and the agency's current financial position. The agency's operating funds balance as of May 31, 2016 is \$32,953,020. He also provided a SCEIS report categorized by program which reflects budget verses actual expenditures through May. (Attachment C)

Budget Update

Mr. Waring gave an update on DDSN's FY 2016-2017 Budget Request. The Budget Conference Committee approved the budget request items agreed upon by both the House and Senate. None of our items were in the Governor's veto messages. The department has done well with a budget total of \$9,300,000. The General Assembly's budget bill includes a 3.25 percent pay increase for state and DDSN provider employees as well as a one-half percent increase for those participating in the state retirement system. As requested, a breakdown of new services by individuals served based on the budget request will be provided. (Attachment D)

Fiscal Year 2016-2017 Contracts

Mr. Tom Waring presented information of the agency budget for FY 2016-2017 community contracts for Commission approval. Discussion followed. A comparison of contract awards for residential services between 2016 and 2017 initial awards for three providers will be provided. Discussion followed regarding SC Mentor. Commissioner Broughton made the motion to approve the contracts for FY 2016-2017 as presented in the amount of \$512,682,944. The motion was seconded and passed. (Attachment E)

Waiting List Reduction Efforts

Mrs. Beck shared waiting list data as of June 1, 2016. Mrs. Beck stated an additional request for information (RAI) was received from CMS through DHHS and DDSN responded quickly with required information in order to aid progress with renewal of the waiver. An extension into September was requested by DHHS and approved by CMS. Dr. Buscemi stated that DDSN is not denying individuals residential services if they meet the required threshold of Critical Need. (Attachment F)

Strategic Planning

Dr. Buscemi spoke of how the budget outcome effects the crisis management effort, which is one of the identified goals of the strategic plan. A workgroup was formed to determine an action plan to address this goal. She also spoke of the residential expansion. The agency wants to target residential expansion to individuals that have been on the waiting list for an extended time and whom providers are hesitant to serve due to complex behavioral needs. However, this would not affect moving individuals into a less restrictive setting. Dr. Buscemi requested the endorsement of the Commission to move ahead with residential expansion with emphasis on both individuals with significant behavioral needs and less restrictive services. Commissioner Lemel moved for the Commission to endorse DDSN staff's targeted direction to expand residential services. The motion was seconded and passed.

State Director's Report

Dr. Buscemi reported on the following:

NASDDDS – attended a meeting/conference last week. Two more states, Kentucky and Ohio, have had their HCBS state transition plans tentatively approved by CMS.

She has been elected by the NASDDDS membership as the Board's Secretary/Treasurer. As an officer, she has been invited to attend a meeting with upper management of CMS Community Long Term Care Division to discuss the HCBS Final Rule, DOL implications, and transition priorities to new administration.

SC DHHS – the agency has begun working with the CMS Authorized Technical Assistance Teams related to the Final Rule. DDSN has been part of these meetings and conversations which will be very helpful to South Carolina in complying with the new Final Rule.

Babcock – A day program was flooded due to a sprinkler break last week. The individuals were moved to a building on the Midlands Center campus pending repairs in approximately two weeks.

Able Act – the SC Legislation passed and was signed by the Governor. Many people have been asking about it. The Office of the Treasurer is the state agency responsible for implementation. DDSN has worked very closely with the agency. They have specifically asked that DDSN hold off on announcing or sending out anything in writing about the new legislation as they are arranging for a staff person from their agency to be a primary contact and to create some public informational points about the new Act. They hope to have this available by early July. DDSN will share any information as it becomes available.

Budget Update – She added to Mr. Waring’s Budget Report giving an official thank you to the Governor, House, and Senate for showing excellent support for services for people with disabilities across the state.

Executive Session

On motion of Commissioner Barnwell, seconded and passed, the Commission entered into Executive Session to discuss contractual arrangements with Mentor and an employment matter.

Enter into Public Session

The Commission entered into Public Session. It was noted that no action was taken in the Executive Session.


Next Regular Meeting

July 21, 2016

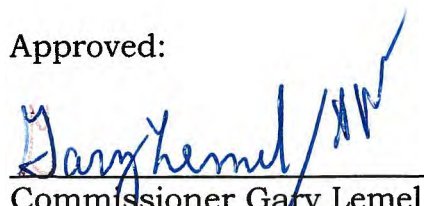
Adjournment

With no further business, Commissioner Danielson adjourned the meeting.

Submitted by,


Sandra J. Delaney

Approved:



Commissioner Gary Lemel
Secretary

Commission Meeting

June 16, 2016

Guest Registration Sheet

(PLEASE PRINT) Name and Organization

1. Lisa Weeks - DDSN
2. Katie Fyssolux. Commission
3. Judy Johnson Boblock Center
4. Chuck Norman DDSN
5. Ben Orner DDSN
6. Stephanie Williams CPD SWS
7. Deborah + Heather McPherson Richland County
8. Jerry C. Mize Oradef
9. Don Rios Colleson
10. Amy Holbert Family Connection
11. VAL BISHOP SC DDC
12. Charles Hall isacrg / the solo turtle project
13. Scott Adams ministry
14. Gerald Bernard Charles Lee Center
15. Mike Moss Calhoun DSNB
16. Kathy Martin P + A
17. Joe White Cherokee Co. DSNB
18. Nicz Magner Charleston DSNB
19. May Corle York County DSN
20. Ryan Way Charleston DSN

SC COMMISSION ON DISABILITIES AND SPECIAL NEEDS

Commission Meeting

June 16, 2016

Guest Registration Sheet

(PLEASE PRINT)

Name and Organization

- | | | |
|-----|-------------------|--------------------------|
| 21. | Joseph [unclear] | Anti-Development - ACBD |
| 22. | Julie Brown | |
| 23. | Bob Jones | Newberry DSNB |
| 24. | Suzanne Hyman | Project HOPE Foundation |
| 25. | Sherry Pressley | Lutheran Svcs. Carolinas |
| 27. | Crystal [unclear] | CHESW SERVICES |
| 28. | Mike Keith | Marion-Dixon DSN |
| 29. | Melissa Ritter | DDSN |
| 30. | D. Kotholz | USC/CSR |
| 31. | Kathleen Roberts | Whitler Center & PADD |
| 32. | Jennifer Buster | DDSN |
| 33. | Joyce Davis | BIASC |
| 34. | Breanne Spaulding | BIASC |
| 35. | Lauren Petracca | Greenville News |
| 36. | Shonferna Jett | Kershaw County DSNB |
| 37. | Angela Jacildone | SCSCIA |
| 38. | Shondala Hale | DDSN |
| 39. | Leann Carter | ESB |
| 40. | Marty Rawls | DDSN |
| | Melinda Moore | The Arc of the Midlands |
| | Stacy [unclear] | The Arc of the Midlands |

SC COMMISSION ON DISABILITIES AND S
Commission Meeting
June 16, 2016

Guest Registration Sheet

(PLEASE PRINT) Name and Organization

- 21. Maryjo Nabors, CareFocus Inc.
- 22. Suzanne Johnson Parents + Guardians
- 23. Debbie Walsh Jasper IN
- 24. Ronda Ritchie DDSN Dist. II
- 25. Sloan Tudel Path Finders
- 27. _____
- 28. _____
- 29. _____
- 30. _____
- 31. _____
- 32. _____
- 33. _____
- 34. _____
- 35. _____
- 36. _____
- 37. _____
- 38. _____
- 39. _____
- 40. _____

SC COMMISSION ON DISABILITIES AND S
Commission Meeting
June 16, 2016

Attachment 4

Guest Registration Sheet

(PLEASE PRINT) Name and Organization

- 1. Deborah K. Smith DDSN, District II
- 2. Sh. Hitchman SC DDSN
- 3. Mary Krick Lee Co DSN Board
- 4. _____
- 5. _____
- 6. _____
- 7. _____
- 8. _____
- 9. _____
- 10. _____
- 11. _____
- 12. _____
- 13. _____
- 14. _____
- 15. _____
- 16. _____
- 17. _____
- 18. _____
- 19. _____
- 20. _____

SC COMMISSION ON DISABILITIES AND S
Commission Meeting
June 16, 2016

Guest Registration Sheet

(PLEASE PRINT) Name and Organization

1. Elaine Thena PCBDSN

2. _____

3. _____

4. _____

5. _____

6. _____

7. _____

8. _____

9. _____

10. _____

11. _____

12. _____

13. _____

14. _____

15. _____

16. _____

17. _____

18. _____

19. _____

20. _____

SC COMMISSION ON DISABILITIES AND S
Commission Meeting
June 16, 2016

Guest Registration Sheet

(PLEASE PRINT) Name and Organization

- 1. John King DDSW
- 2. PR FASAN DDSM
- 3. Jason J. DDSW
- 4. Jennifer Barta Barta Center
- 5. _____
- 6. _____
- 7. _____
- 8. _____
- 9. _____
- 10. _____
- 11. _____
- 12. _____
- 13. _____
- 14. _____
- 15. _____
- 16. _____
- 17. _____
- 18. _____
- 19. _____
- 20. _____

**SC COMMISSION ON DISABILITIES AND
Commission Meeting
June 16, 2016**

Guest Registration Sheet

(PLEASE PRINT) Name and Organization

- 1. Janice Fowler YCBDSN
- 2. Michelle Shaffer YCBDSN
- 3.
- 4.
- 5.
- 6.
- 7.
- 8.
- 9.
- 10.
- 11.
- 12.
- 13.
- 14.
- 15.
- 16.
- 17.
- 18.
- 19.
- 20.

SOUTH CAROLINA COMMISSION ON DISABILITIES AN

A G E N D A

**South Carolina Department of Disabilities and Special Needs
3440 Harden Street Extension
Conference Room 251
Columbia, South Carolina**

June 16, 2016

10:00 A.M.

1. Call to Order *Chairperson Bill Danielson*
2. Welcome - Notice of Meeting Statement *Commissioner Eva Ravenel*
3. Invocation *Commissioner Katie Fayssoux*
4. Introduction of Guests
5. Adoption of Agenda
6. Approval of the Minutes of the May 19, 2016 Commission Meeting
7. Public Input
8. Commissioners' Update *Commissioners*
9. Nominating Committee *Commissioner Katie Fayssoux*
10. Election of Officers *Chairperson Bill Danielson*
11. Finance/Audit Committee Report *Commissioner Eva Ravenel*
12. Business:
 - A. DDSN Financial Audit *Mr. Ken Meadows
Greene, Finney & Horton, LLP*
 - B. Financial Report *Mr. Tom Waring*
 - C. Budget Update *Mr. Tom Waring*
 - D. Fiscal Year 2016-2017 Contracts *Mr. Tom Waring*
 - E. Waiting List Reduction Efforts *Ms. Susan Beck*
 - F. Strategic Planning *Dr. Beverly Buscemi*
13. State Director's Report *Dr. Beverly Buscemi*
14. Executive Session
15. Next Regular Meeting (July 21, 2016)
16. Adjournment

South Carolina Department of
Disabilities and Special Needs

Financial Audit Presentation
Year Ended June 30, 2015



Granger, Finney & Horton, CPAs

2015 FINANCIAL AUDIT
South Carolina DDSN

- GF&H contracted to perform the financial statement audit by the Office of the State Auditor
- The financial statements have been reviewed by the Office of the State Auditor
- GF&H is independent of the State of SC, the Office of the State Auditor, and DDSN



Granger, Finney & Horton, CPAs

2015 FINANCIAL AUDIT South Carolina DDSN

- **Financial Statement Sections**
 - Independent Auditor's Report
 - Management's Discussion and Analysis
 - Government-wide Financial Statements
 - Governmental Funds Financial Statements
 - Notes to the Financial Statements
 - Budget to Actual Comparisons
 - Pension Schedules
 - Nonmajor Governmental Fund F/S
 - Auditor's Report on Internal Controls



2015 FINANCIAL AUDIT South Carolina DDSN

- **HIGHLIGHTS**
 - Unmodified opinion
 - First financial statement audit issued since the year ended June 30, 2000; test work performed on opening balances as well
 - Fund balance of the General Fund increased \$1.2 million
 - Implemented pension standards GASB #68 and GASB #71 during the year ended June 30, 2015



2015 FINANCIAL AUDIT South Carolina DDSN

• OPINION

- Department's responsibility:
 - Utilize effective internal controls
 - Prepare financial statements
 - Prepare and manage the budget
- GF&H responsibility:
 - Opinion – reasonable assurance that financial statements are materially correct
 - Opinion does not address the financial condition of the Department
- Department received an unmodified opinion




2015 FINANCIAL AUDIT South Carolina DDSN

• General Fund

- Total fund balance increased \$1.2M to \$7.3M
- \$217k is nonspendable (food inventory)
- \$2.4M is restricted (\$2.3M for Whitten Center operations and \$0.1M in contributions restricted for the centers)
- \$3.9M is assigned by the Commission for capital project
- \$823k is unassigned

**GENERAL FUND –
FUND BALANCE**



Nonspendable
 Restricted
 Assigned
 Unassigned



2015 FINANCIAL AUDIT South Carolina DDSN

• General Fund

- Unassigned fund balance is \$823k, which is 0.1% of FY 2015 actual expenditures
- Unassigned fund balance is not necessarily cash

• Major Reasons to Maintain Fund Balance

- Significant emergencies or unanticipated expenditures
- Flexibility for discretionary funding needs
- Fund balance primarily maintained at the State level for the departments of the State



2015 FINANCIAL AUDIT South Carolina DDSN

General Fund Revenues:

- \$589.2M for FY 2015:
 - \$217.6M in State appropriations
 - \$367.9M in Medicaid reimbursements
 - \$2.8M in patient services fees
 - \$701k in other revenues
 - \$143k in investment income

Revenues



■ Medicaid Reimbursements ■ State Appropriations
□ Patient Service Fees ■ Other Revenues
□ Investment Income



2015 FINANCIAL AUDIT South Carolina DDSN

General Fund Expenditures:

- \$584.4M for FY 2015:
 - \$483.9M in medical and health services
 - \$84.9M in personnel services
 - \$5.3M in supplies
 - \$2.6M in contractual services
 - \$2.2M in fees and fines
 - \$2.1M in communication and other services
 - \$1.8M in repairs and maintenance
 - \$1.6M in other expenditures
- \$3.7M in intermediate care fees remitted to the State (other financing use)



Greene, Finney & Horton, CPAs



2015 FINANCIAL AUDIT South Carolina DDSN

Other Funds:

- Capital Projects Fund:
 - \$2.3M in revenues including \$2.2M in patient service fees and \$75k in investment income
 - \$3.3M in expenditures including \$2.8M in capital outlay and \$452k in repairs and maintenance
 - Restricted fund balance of \$13.4M
- Special Revenue Funds (Nonmajor Govt Funds):
 - \$638k in revenues including \$278k in federal grant revenue and \$360k in EIA revenues
 - \$637k in expenditures including \$360k in personnel services, \$134k in medical and health services, \$127k in capital outlay, and \$16k in supplies

Greene, Finney & Horton, CPAs



2015 FINANCIAL AUDIT South Carolina DDSN

Other Items of Note:

- Total capital assets, net were \$20.2M at 6/30/15:
 - \$1.6M in land
 - \$301k in construction in progress
 - \$18.3M in net depreciable assets (land/building improvements, vehicles and equipment)
 - \$2.3M in depreciation expense
- \$2.2M in settlements payable:
 - \$1.4M related to unallowable room and board costs
 - \$765k related to administrative costs on room and board charges by the providers – DDSN agreed to fund 50% of the total
- \$5.4M in compensated absences payable



2015 FINANCIAL AUDIT South Carolina DDSN

Change In Accounting:

- Implemented Statement No. 68, *Accounting and Financial Reporting for Pensions – an amendment of GASB Statement No. 27* and GASB Statement No. 71, *Pension Transition for Contributions Made Subsequent to the Measurement Date – an amendment of GASB Statement No. 68* in 2015:
 - The Department participates in the State's cost sharing multiple-employer plans – the South Carolina Retirement System ("SCRS") and Police Officers Retirement System ("PORS")
 - The Department was required to record its pro-rata portion of the net pension liability and deferred outflows/inflows of resources associated with the SCRS and PORS in its Statement of Net Position which has significantly decreased its net position on the government wide statements
- Net pension liability of \$109.5M as of June 30, 2015



2015 FINANCIAL AUDIT South Carolina DDSN

Auditing/Accounting Update:

- Future Significant Changes in Accounting Principles Impacting DDSN:
 - GASB #74 and GASB #75 – Other Postemployment Benefits (retiree medical) – GASB issued new statements in June 2015 that will make OPEB accounting very similar to pension accounting. The Department will implement this standard in FY 2018.



Gregorie, Finney & Horton, CPAs

2015 FINANCIAL AUDIT South Carolina DDSN

Compliance

- One material weakness related to the valuation of receivables and revenue recognition (technical issue related to year-end accounting and reporting)
- Internal controls over operations appear to be functioning properly – no issues noted during our audit
- Single Audit will be performed by the Office of the State Auditor.

Management / Governance Letter

- Required communications to management and those charged with governance:
 - No items to report.

Summary

- Unmodified opinion on the Financial Statements from GF&H



Gregorie, Finney & Horton, CPAs



Greene Finney & Horton

CERTIFIED PUBLIC ACCOUNTANTS & CONSULTANTS

June 8, 2016

Mr. George L. Kennedy, CPA
State Auditor
Office of the State Auditor
Columbia, South Carolina

We have audited the financial statements of the governmental activities, each major fund, and the aggregate remaining fund information of the South Carolina Department of Disabilities and Special Needs (the "Department") for the year ended June 30, 2015. Professional standards require that we provide you with information about our responsibilities under generally accepted auditing standards, *Government Auditing Standards*, and OMB Circular A-133, as well as certain information related to the planned scope and timing of our audit. We have communicated such information in our letter to you dated February 23, 2016. Professional standards also require that we communicate to you the following information related to our audit.

Significant Audit Findings

Qualitative Aspects of Accounting Practices

Management is responsible for the selection and use of appropriate accounting policies. The significant accounting policies used by the Department are described in Note 1 to the financial statements.

The Department implemented Governmental Accounting Standard Boards ("GASB") Statement No. 68, *Accounting and Financial Reporting for Pensions – an amendment of GASB Statement No. 27* ("GASB #68") and GASB Statement No. 71, *Pension Transition for Contributions Made Subsequent to the Measurement Date – an amendment of GASB Statement No. 68* ("GASB #71" and collectively "Statements") in the year ended June 30, 2015. These Statements require the Department to recognize a net pension liability, deferred outflows of resources (including pension contributions made after the measurement date) and deferred inflows of resources for their participation in the South Carolina Retirement System and South Carolina Police Officers Retirement System, cost-sharing multiple-employer defined benefit pension plans, on financial statements prepared on the economic resources measurement focus and accrual basis of accounting (i.e. the Statement of Net Position) and presents more extensive note disclosures.

The adoption of these Statements had no impact on the Department's governmental fund financial statements, which continue to report expenditures in the amount of the contractually required contributions, as required by the South Carolina Public Employee Benefit Authority who administers the plans. See Note 9 in the notes to the financial statements for more information regarding the Department's retirement plans.

Except for the above, no new significant accounting policies were adopted and the application of existing policies was not significantly changed during the year ended June 30, 2015. We noted no transactions entered into by the Department during the year for which there was a lack of authoritative guidance or consensus. All significant transactions have been recognized in the financial statements in the proper period.

Accounting estimates are an integral part of the financial statements prepared by management and are based on management's knowledge and experience about past and current events and assumptions about future events. Certain accounting estimates are particularly sensitive because of their significance to the financial statements and because of the possibility that future events affecting them may differ significantly from those expected. The most significant sensitive estimates affecting the Department's financial statements were:

Management's estimate of the useful lives of capital assets and resulting depreciation expense is based on historical experience and industry standards. Management's estimate of the reserve for uncollectible receivables is based on historical experience and currently known facts. Management's estimate of the pension liabilities and related deferred inflows and outflows of resources is based on information provided by the pension plans' auditors. We evaluated the key factors and assumptions used to develop these estimates in determining that they are reasonable in relation to the financial statements taken as a whole.

Difficulties Encountered in Performing the Audit

We encountered no significant difficulties in dealing with management in performing and completing our audit.

Corrected and Uncorrected Misstatements

Professional standards require us to accumulate all known and likely misstatements identified during the audit, other than those that are clearly trivial, and communicate them to the appropriate level of management. Management has corrected all such misstatements. For purposes of this communication, professional standards define a significant audit adjustment as a proposed correction of the financial statements that, in our judgment, may not have been detected except through our auditing procedures. An audit adjustment may or may not indicate matters that could have a significant effect on the Department's financial reporting process (that may or may not cause future financial statements to be materially misstated). Since it is inherently judgmental to determine what adjustments would or would not have been detected except through our auditing procedures, a schedule of all adjusting and reporting journal entries is attached, including those prepared by the Department as part of their closing process after we obtained the initial trial balance.

In our judgment, there were no material known unrecorded and uncorrected misstatements, either individually or in the aggregate, to each opinion unit's financial statements taken as a whole.

Disagreements with Management

For purposes of this letter, a disagreement with management is a financial accounting, reporting, or auditing matter, whether or not resolved to our satisfaction, that could be significant to the financial statements or the auditor's report. We are pleased to report that no such disagreements arose during the course of our audit.

Management Representations

We have requested certain representations from management that are included in the management representation letter dated June 8, 2016.

Management Consultations with Other Independent Accountants

In some cases, management may decide to consult with other accountants about auditing and accounting matters, similar to obtaining a “second opinion” on certain situations. If a consultation involves application of an accounting principle to the governmental unit’s financial statements or a determination of the type of auditor’s opinion that may be expressed on those statements, our professional standards require the consulting accountant to check with us to determine that the consultant has all the relevant facts. To our knowledge, there were no such consultations with other accountants.

Other Audit Findings or Issues

We generally discuss a variety of matters, including the application of accounting principles and auditing standards, with management each year prior to retention as the Department’s auditor. However, these discussions occurred in the normal course of our professional relationship and our responses were not a condition to our retention.

Matters for the Office of the State Auditor’s Consideration

During the course of our audit, we became aware of a finding that has been reported in the schedule of findings and responses in the June 30, 2015 financial statements.

Other Matters

We applied certain limited procedures to the management’s discussion and analysis, budgetary comparison schedules, and pension plan schedules which are required supplementary information (“RSI”) that supplement the basic financial statements. Our procedures consisted of inquiries of management regarding the methods of preparing the information and comparing the information for consistency with management’s responses to our inquiries, the basic financial statements, and other knowledge we obtained during our audit of the basic financial statements. We did not audit the RSI and do not express an opinion or provide any assurance on the RSI.

We were engaged to report on the supplementary information, as listed in the table of contents, which accompany the financial statements but are not RSI. With respect to this information, we made certain inquiries of management and evaluated the form, content, and methods of preparing the information to determine that the information complies with accounting principles generally accepted in the United States of America, the method of preparing it has not changed from the prior period, and the information is appropriate and complete in relation to our audit of the financial statements. We compared and reconciled this information to the underlying accounting records used to prepare the financial statements or to the financial statements themselves.

Restriction on Use

This information is intended for the use of the Commissioners of the South Carolina Department of Disabilities and Special Needs, the Office of the State Auditor, and management of the Department and is not intended to be, and should not be, used by anyone other than these specified parties.

Very truly yours,



Greene, Finney & Horton, LLP
Certified Public Accountants

SC Department of Disabilities and Special Needs
June 30, 2015

Journal Entries Report : Adjusting Entries

Prepared by: BKM
Reviewed by:
5/16/2016 9:20AM

Entry #	Status	Account/Code	Description	Debit	Credit
AJE 1	DELETED	*****			
AJE 2	Posted	SR.4890090000	SRF ALLOCATIONS EDUC IMPV ACT		355,737.00
		SR.3000010000	SRF UNRESERVED FUND BAL/UNRESTRICTED NET ASSETS (Z	355,737.00	
		SR.4890090000	SRF ALLOCATIONS EDUC IMPV ACT	268,788.17	
		SR.2000030000	ACCOUNTS PAYABLE - IDT		268,788.17
			To adjust the EIA revenues for the unexpended amounts as of 6/30/2014 and accrue the unexpended amounts as of 6/30/2015.		
AJE 3	Posted	GF.1399999999	Allowance for Doubtful Accounts		1,200,000.00
		GF.1399999999	Allowance for Doubtful Accounts		5,122,063.00
		GF.2200000000	Unearned Revenue		3,359,647.00
		GF.3000020000	FUND BALANCE - DEPRECIATION (FULL ACCRUAL)	5,995,667.00	
		GF.4360020000	MEDICAID & MEDICARE REIMB	3,359,647.00	
		GF.5999999999	Bad debt expense	726,396.00	
		GF.4360020000	MEDICAID & MEDICARE REIMB		400,000.00
			To increase the allowance for doubtful accounts for the BabyNet receivable and the patient fees receivable that were determined to be uncollectible. This entry also records the unavailable revenue related to the Medicaid administrative fees receivable from SC DHHS.		
AJE 4	Posted	GF.3000010000	UNRESERVED FUND BAL/UNRESTRICTED NET ASSETS (ZG)		140,000.00
		GF.4360020000	MEDICAID & MEDICARE REIMB	140,000.00	
			To adjust the opening equity and current year revenues/expenditures related to the administrative fees paid via reduction of receivable from the prior year.		
AJE 5	Posted	SR.1300020000	SRF ACCOUNTS RECEIVABLE - IDT	41,193.00	
		SR.3000020000	SRF FUND BALANCE - DEPRECIATION (FULL ACCRUAL)		26,120.00
		SR.4890090000	SRF ALLOCATIONS EDUC IMPV ACT		41,193.00
		SR.4890090000	SRF ALLOCATIONS EDUC IMPV ACT	26,120.00	
			To record the additional receivable for EIA funding related to accrued salaries.		
AJE 6	Posted	GF.2999999999	Settlement Liabilities	200,232.00	
		GF.4360020000	MEDICAID & MEDICARE REIMB		200,232.00
TOTALS				<u>11,113,780.17</u>	<u>11,113,780.17</u>

Attachment C

SC Department of Disabilities and Special Needs
FY 2016 Monthly Financial Summary - Operating Funds
Month Ended: May 31, 2016

	General Fund (Appropriations)	Medicaid Fund	Other Operating Funds	Federal and Restricted Funds	Total
FY 2015 Cash Brought Forward	\$ 1,030,471	\$ 1,912,919	\$ 1,301,766	\$ 135,055	\$ 4,380,210
<u>FY 2016 YTD Activity</u>					
<u>Receipts/Transfers</u>					
Revenue	225,652,877	342,512,621	5,135,317	479,784	573,780,599
Interfund Transfers	(30,100,000)	30,100,000	-	-	-
Total Receipts/Transfers	195,552,877	372,612,621	5,135,317	479,784	573,780,599
<u>Disbursements</u>					
Personal Services	(42,122,457)	(13,331,925)	(47,225)	(199,305)	(55,700,911)
Fringe Benefits	(17,095,023)	(5,727,946)	-	(83,238)	(22,906,207)
Other Operating Expense	(125,185,380)	(340,645,660)	(484,297)	(1,186)	(466,316,522)
Capital Outlays	-	(198,498)	(85,652)	-	(284,150)
Total Disbursements	(184,402,859)	(359,904,028)	(617,173)	(283,729)	(545,207,789)
Ending Cash Balance - 5/31/2016	\$ 12,180,489	\$ 14,621,512	\$ 5,819,910	\$ 331,110	\$ 32,953,020

Disbursements do not include \$190,524.54 in accounts payable as of May 31, 2016.

FM Budget vs Actual										
Author		JGRANT								
Filter		Information								
Status of Data 6/8/2016 04:36:53										
Table										
Fiscal year	Business area	Funded Program - Bud	Fund (High Level)	Original Budget	Budget Adjustments	Current Budget	YTD Actual Expense	Balance Before Commitments	Commitments and Other Transactions	Remaining Balance
2016	DDSN	ADMINISTRATION	Result	\$ 7,278,969.00	\$ 22,245.00	\$ 7,301,214.00	\$ 5,493,510.17	\$ 1,807,703.83	\$ 307,259.18	\$ 1,500,444.65
		PREVENTION PROGRAM	Result	\$ 257,098.00	\$ 356,702.00	\$ 613,800.00	\$ 613,800.00	\$ 0.00	\$ 0.00	\$ 0.00
		GWOOD GENETIC CTR	Result	\$ 9,968,376.00	\$ 0.00	\$ 9,968,376.00	\$ 9,031,178.00	\$ 937,198.00	\$ 787,198.00	\$ 150,000.00
		CHILDREN'S SERVICES	Result	\$ 14,859,135.00	\$ 6,605,880.00	\$ 21,465,015.00	\$ 10,752,419.45	\$ 10,712,595.55	\$ 320.00	\$ 10,712,275.55
		Babynet	Result	\$ 9,312,500.00	\$ 0.00	\$ 9,312,500.00	\$ 9,312,500.00	\$ 0.00	\$ 0.00	\$ 0.00
		IN-HOME FAMILY SUPP	Result	\$ 76,340,895.00	-\$ 5,950,412.00	\$ 70,390,483.00	\$ 34,033,163.29	\$ 36,357,319.71	\$ 5,880,204.53	\$ 30,477,115.18
		ADULT DEV&SUPP EMPLO	Result	\$ 64,395,407.00	\$ 9,705,514.00	\$ 74,100,921.00	\$ 68,056,664.82	\$ 6,044,256.18	\$ 0.00	\$ 6,044,256.18
		SERVICE COORDINATION	Result	\$ 22,707,610.00	\$ 1,221,427.00	\$ 23,929,037.00	\$ 18,172,855.99	\$ 5,756,181.01	\$ 310,204.65	\$ 5,445,976.36
		AUTISM SUPP PRG FY10	Result	\$ 14,113,306.00	-\$ 989,600.00	\$ 13,123,706.00	\$ 8,101,832.21	\$ 5,021,873.79	\$ 329,467.71	\$ 4,692,406.08
		Pervasive Developmental Disorder Program (PDD)	Result	\$ 13,027,103.00	-\$ 2,684,871.21	\$ 10,342,231.79	\$ 6,455,017.26	\$ 3,887,214.53	\$ 1,387,268.67	\$ 2,499,945.86
		HD&SPINL CRD INJ COM	Result	\$ 3,040,532.00	\$ 212,922.00	\$ 3,253,454.00	\$ 2,971,770.09	\$ 281,683.91	\$ 0.00	\$ 281,683.91
		REG CTR RESIDENT PGM	Result	\$ 71,450,565.00	\$ 1,804,199.00	\$ 73,254,764.00	\$ 57,175,499.03	\$ 16,079,264.97	\$ 1,476,497.89	\$ 14,602,767.08
		HD&SPIN CRD INJ FAM	Result	\$ 25,758,987.00	-\$ 4,755,323.00	\$ 21,003,664.00	\$ 15,358,653.98	\$ 5,645,010.02	\$ 2,259,527.97	\$ 3,385,482.05
		AUTISM COMM RES PRO	Result	\$ 23,557,609.00	-\$ 826,900.00	\$ 22,730,709.00	\$ 19,726,127.15	\$ 3,004,581.85	\$ 26,719.41	\$ 2,977,862.44
		INTELL DISA COMM RES	Result	\$ 286,451,227.00	\$ 3,631,174.00	\$ 290,082,401.00	\$ 256,137,253.12	\$ 33,945,147.88	\$ 18,928,019.25	\$ 15,017,128.63
		STATEWIDE CF APPRO	Result		\$ 0.00	\$ 0.00		\$ 0.00		\$ 0.00
		STATEWIDE PAY PLAN	Result		\$ 0.00	\$ 0.00		\$ 0.00		\$ 0.00
		STATE EMPLOYER CONTR	Result	\$ 28,368,232.00	-\$ 792,826.00	\$ 27,575,406.00	\$ 22,906,206.76	\$ 4,669,199.24	\$ 0.00	\$ 4,669,199.24
		DUAL EMPLOYMENT	Result				\$ 4,062.52	-\$ 4,062.52	\$ 0.00	-\$ 4,062.52
		Autism Services	Result		\$ 1,000,000.00	\$ 1,000,000.00	\$ 995,800.00	\$ 4,200.00	\$ 0.00	\$ 4,200.00
		Special Needs Park -	Result		\$ 100,000.00	\$ 100,000.00	\$ 100,000.00	\$ 0.00	\$ 0.00	\$ 0.00
		Special Family Resou	Result		\$ 1.00	\$ 1.00		\$ 1.00		\$ 1.00
		Result		\$ 670,887,551.00	\$ 8,660,131.79	\$ 679,547,682.79	\$ 545,398,313.84	\$ 134,149,368.95	\$ 31,692,687.26	\$ 102,456,681.69



Beverly A. H. Buscemi, Ph.D.
State Director
David A. Goodell
Associate State Director
Operations
Susan Kreh Beck
Associate State Director
Policy
Thomas P. Waring
Associate State Director
Administration

COMMISSION
William O. Danielson
Chairperson
Gary C. Lemel
Vice Chairman
Eva R. Ravenel
Secretary
Mary Ellen Barnwell
Sam F. Broughton, Ph.D.
Catherine O. Fayssoux
Vicki A. Thompson

3440 Harden Street Ext (29203)
PO Box 4706, Columbia, South Carolina 29240
803/898-9600
Toll Free: 888/DSN-INFO
Website: www.ddsn.sc.gov

MEMORANDUM

TO: Service Providers, Families, and Advocates
FROM: Beverly A. H. Buscemi, Ph.D. *Beverly A. H. Buscemi, Ph.D.*
State Director
RE: DDSN FY 2016-2017 Budget Update
DATE: June 2, 2016

Over the Memorial Day weekend, the Budget Conference Committee adopted their budget report for Fiscal Year 2016-2017. That report has now been adopted by both the Senate and House of Representatives. It is exciting to report the General Assembly's budget bill appropriates \$9,300,000 in recurring state funds to the Department of Disabilities and Special Needs.

As I have reported throughout the budget process, this significant increase in funding will be essential to continue the extensive initiative to reduce waiting lists. In addition, this funding will boost the transition of individuals to less restrictive residential settings, increase access to specialized post-acute rehabilitation services, and assure statewide access to genetic services. The Legislature's budget plan also bolsters our ability to offer families non-emergency respite services. All of the funding recommendations approved will increase services, support families' efforts to care for their loved ones at home and meet the needs of individuals in crisis situations. Please see the attached chart.

The General Assembly's budget bill includes a 3.25 percent pay increase for state and DDSN provider employees. Health and dental insurance increases are also included in the plan so there are no additional insurance costs to employees or benefit reductions. There is a one-half percent increase for state employees and DDSN provider employees participating in the state retirement system.

It is important to acknowledge that this designation of significant funding for DDSN services clearly demonstrates yet again the dedication of members of the General Assembly to people with disabilities and special needs and the essential services they need. Appropriations passed by the Legislature and recommendations in Governor Haley's Executive Budget are a testament to the commitment of our

DISTRICT I

P.O. Box 239
Clinton, SC 29325-5328
Phone: (864) 938-3497

Midlands Center - Phone: 803/935-7500
Whitten Center - Phone: 864/833-2733

DISTRICT II

9995 Miles Jamison Road
Summerville, SC 29485
Phone: 843/832-5576

Coastal Center - Phone: 843/873-5750
Pee Dee Center - Phone: 843/664-2600
Saleeby Center - Phone: 843/332-4104

State leaders to continue reducing waiting lists and promote quality of care and services. This is the third consecutive year significant funding is appropriated to help people on waiting lists. As of this date, more than 8,000 names have been removed from those lists. We are grateful for their support.

The DDSN Commission and staff greatly appreciate the leadership and hard work that is required by many during the State budget process. It is a long process. Services for individuals with disabilities and their families were given highest priority. Special appreciation and recognition are well deserved by all Senators and Representatives and Governor Haley and their staff. Please take time to thank these elected officials for this outstanding support of DDSN and services provided across the state.

We are so fortunate to benefit from the commitment of our state's leaders. They truly care about the people we serve and their families. We are grateful for their support of our efforts to assist people with disabilities. We appreciate all the advocacy efforts of families and providers. DDSN thanks all of you and our State leaders for your steadfast support!

cc: DDSN Commission

**South Carolina Department of Disabilities and Special Needs FY 2016 – 2017 Budget Request In Priority Order
Approved by the Commission on 9/17/2015**

	Program Need	Budget Request for FY 2016-2017	General Assembly
1	<p>Increase and Improve Access to In-Home Individual and Family Supports and Residential Supports by Moving Waiting Lists. Provide individuals with severe disabilities on waiting lists with in-home supports and services necessary to keep them at home with family and prevent unnecessary and expensive out-of-home placements. This request will provide approximately 1,800 individuals with severe disabilities on waiting lists with in-home supports and services necessary to keep them at home with family and prevent unnecessary and expensive out-of-home placements. Supports strengthen the family and allow family caregivers to remain employed. Provide necessary residential supports and services for 125 individuals who have been identified as meeting critical criteria and require residential placement to resolve their critical situation. In fiscal year 2015, there were 457 individuals with severe disabilities who met the critical criteria. Provide services to approximately 300 children who will not qualify for the new Medicaid State Plan Service package for Autism Spectrum Disorder, yet still need the state supported Pervasive Developmental Disorders program (PDD). This request will allow DDSN to maintain current service capacity and provide specialized therapies to an additional 300 children of the 1600 currently on the waiting list. This request will also allow DDSN to fund the new rate structure being implemented in the new Medicaid State Plan service package in order to maintain provider availability.</p>	\$14,950,000	\$6,600,000
2	<p>Ensure Compliance with Centers for Medicare & Medicaid Services (CMS) new Home and Community Based Services (HCBS) Final Rule. The new CMS rule requires the State to provide Conflict Free Case Management (CFCM) and to serve individuals in less restrictive, more community inclusive settings. The expectation of this new rule applies to all populations served by DDSN. This request would support community providers in transitioning to a system where case management is not performed by the same entity that provides direct services to the individual. The State must change its infrastructure and system to facilitate compliance with this new federal requirement. The CMS HCBS Final Rule focuses on supporting people with disabilities in more individualized ways, especially in day and employment services and in all residential settings. This request would provide funding to develop new models for individualized day supports and employment opportunities to be compliant with the new CMS HCBS Final Rule.</p>	\$3,300,000	—
3	<p>Safety and Quality of Care. Provide for the increased cost of providing care and addressing nursing and supervision needs of consumers. Address workforce issues to recruit and retain quality staff that provide essential 24/7 nursing care and direct supervision and care of consumers. Quality cannot be reduced and staffing ratios must meet compliance standards and be maintained. Wage compression exists where longtime quality employees make the same wage as new hires. Loss of longtime quality employees due to wage levels not keeping up with industry benchmarks increases turnover, affects the quality of consumer care, results in higher contract cost and increases the cost of training new staff to perform these vital services. Over the past year large companies such as Walmart and McDonalds have raised the hiring pay rate, and the rate paid to direct care staff makes it difficult to hire and retain quality staff. The Department of Labor (DOL) has proposed a new regulation that is scheduled to become effective during FY 2017 which dramatically changes the overtime exception. This revised regulation will require DDSN regional centers and community providers to change the definition of which staff can be considered exempt and which staff must be paid overtime. This is projected to be a significant staffing cost increase and service funding rates must be increased to cover the actual cost of care. Over the past years the costs of gasoline, food, electricity, medical professionals and other goods and services have increased significantly. If not funded, local community providers and regional centers will not be able to continue to provide the same level of service or maintain quality as there are no automatic increases to cover increased operational expenses.</p>	\$6,300,000	—

**South Carolina Department of Disabilities and Special Needs FY 2016 – 2017 Budget Request In Priority Order
Approved by the Commission on 9/17/2015**

	Program Need	Budget Request for FY 2016-2017	General Assembly
4	Boost the Continued Transition of Individuals with Very Complex Needs from Institutional (ICF/IID) Settings to Less Restrictive Community Settings, while Maintaining Quality Care. Movement from institutions to community settings based on individual/family choice is consistent with the U. S. Supreme Court Olmstead decision, state statute and best practice. DDSN managed this movement within its own resources for 19 years, but now new state funds are necessary. This funding allows individuals with the most complex medical and behavioral challenging needs to move to the community without jeopardizing their health and safety and also maintains the provision of quality care at the regional centers as required. Funds requested will allow 30 individuals to move to community settings.	\$1,200,000	\$1,200,000
5	Crisis Intervention and Stabilization for Individuals. This request would begin building regionalized crisis intervention capacity for one of five regions within the state. The crisis intervention and stabilization would provide intensive supports to individuals in a crisis to preserve and maintain their living situation. Intensive supports would be provided in their current living environment. The regionalized crisis system would also include four beds to provide time limited intensive supports by highly trained staff in temporary residential services. Individuals would receive this intensive service and ultimately return home or to a less restrictive setting in the community. Building capacity to address the intense, short term needs of individuals in crisis would prevent emergency hospitalizations and expensive long term residential placements. Timely crisis intervention relieves family caregivers and supports individuals in their family home or less restrictive community settings. Funds requested would also meet the identified needs of 3 – 4 individuals with a traumatic brain injury requiring inpatient specialized neurological behavioral services.	\$1,650,000	—
6	Assure Statewide Access to Genetic Services. Maintain and expand statewide access to genetic services provided by Greenwood Genetic Center (GGC). New funds will be used to expand the metabolic treatment and genetic counseling services. This request will fund development of a blood test for Autism Spectrum Disorder based on previous research funded by special proviso. This funding to GGC is DDSN's main prevention effort, which can prevent or minimize a child's lifelong disability.	\$500,000	\$500,000
7	Increase Access to Post-Acute Rehabilitation that is Specialized for Traumatic Brain or Spinal Cord Injuries. For best outcomes, specialized rehabilitation should begin as soon as possible following medical stabilization or discharge from acute care. Without appropriate rehabilitative treatment and therapies in the first weeks or months after injury, people are not able to achieve optimal neurological recovery and maximum functional improvement. This request will fund specialized rehabilitation for 8 to 10 individuals who are uninsured or underinsured.	\$500,000	\$500,000
8	Expansion of Non-Emergency Respite Beds. Increased service capacity to relieve family caregivers who support individuals at home is essential. Providing around the clock care and supervision for a loved one who is disabled can be very taxing for families. This funding would expand opportunities for families to plan for much needed respite which is essential to support families in keeping loved ones at home. Keeping families together is better for the person, preferred by families, more community inclusive and is the most cost-efficient option for taxpayers as out of home placements are much more expensive. This funding would create 8 beds statewide that would be available for planned respite needs of family caregivers.	\$1,000,000	\$500,000
TOTAL		\$29,400,000	\$9,300,000

One-time Funding Approved by the General Assembly:

- **Lander Equestrian Center - \$300,000**

Attachment E

**SOUTH CAROLINA DEPARTMENT OF DISABILITIES AND SP
AGENCY BUDGET FOR COMMUNITY CONTRACTS
FISCAL YEAR 2016 TO 2017**

	<u>FY 2015-2016</u>	<u>FY 2016-2017</u>	<u>INCREASE</u>	<u>%</u>
	<u>AMOUNT</u>	<u>AMOUNT</u>	<u>(DECREASE)</u>	<u>INCREASE</u>
				<u>(DECREASE)</u>
RESIDENTIAL SERVICES	\$ 251,468,781	\$ 265,768,095	\$ 14,299,314	6%
DAY SUPPORTS	\$ 81,515,703	\$ 84,795,945	\$ 3,280,242	4%
SERVICE COORDINATION	\$ 20,299,078	\$ 22,331,719	\$ 2,032,641	10%
EARLY INTERVENTION	\$ 20,391,356	\$ 20,950,789	\$ 559,433	3%
PREVENTION	\$ 9,461,376	\$ 10,211,376	\$ 750,000	8%
INDIVIDUAL/FAMILY SUPPORT SERVICES	\$ 82,501,384	\$ 107,058,990	\$ 24,557,606	30%
SPECIAL SERVICE CONTRACTS	\$ 235,000	\$ 235,000	\$ -	0%
INTERAGENCY SERVICE CONTRACTS	\$ 1,469,234	\$ 1,331,030	\$ (138,204)	-9%
GRAND TOTAL	<u>\$ 467,341,912</u>	<u>\$ 512,682,944</u>	<u>\$ 45,341,032</u>	<u>10%</u>

**SOUTH CAROLINA DEPARTMENT OF DISABILITIES AND SPECIAL NEEDS
AGENCY BUDGET FOR COMMUNITY CONTRACTS
FISCAL YEAR 2016 TO 2017**

<u>SERVICE</u>	<u>NUMBER INDIVIDUALS</u>	<u>AMOUNT</u>
RESIDENTIAL SERVICES	4,671	\$ 265,768,095
DAY SUPPORTS	8,615	\$ 84,795,945
SERVICE COORDINATION	14,462	\$ 22,331,719
EARLY INTERVENTION	5,701	\$ 20,950,789
PREVENTION	2,900	\$ 10,211,376
INDIVIDUAL/FAMILY SUPPORT SERVICES	12,700	\$ 107,058,990
SPECIAL SERVICE CONTRACTS	-	\$ 235,000
INTERAGENCY SERVICE CONTRACTS	-	\$ 1,331,030
GRAND TOTAL	<u>49,049</u>	<u>\$ 512,682,944</u>

**SOUTH CAROLINA DEPARTMENT OF DISABILITIES AND SPECIAL NEEDS
COMMUNITY CONTRACTS - RESIDENTIAL SERVICES
FISCAL YEAR 2016 TO 2017**

	<u>Amount</u>	<u>Total Number Served</u>
<u>Residential Services</u>		
ICF (Intermediate Care Facilities)	40,819,983	502
CRCF (Community Residential Care Facilities)	25,757,816	396
CTH II (Community Training Home II)	175,134,052	2,705
CTH I (Community Training Home I)	5,639,407	223
SLP I (Supervised Living Program I)	3,542,005	265
SLP II (Supervised Living Program II)	10,735,898	455
Alternative Placements	4,138,935	125
	<u>\$ 265,768,095</u>	<u>4,671</u>
<u>Residential Services by Service Provider</u>		
Aiken	258,521	10
Aldersgate	665,626	12
Allendale-Barnwell	4,601,973	79
Anderson	4,725,673	100
ARC of the Midlands	131,079	8
Babcock Center	19,635,122	332
Bamberg	1,651,147	36
Beaufort	2,869,444	55
Berkeley Citizens	6,059,705	102
Burton Center	9,633,162	165
Calhoun	4,257,956	56
Care Focus	3,081,684	39
Charles Lea	16,224,457	306
Charleston	11,748,185	225
Cherokee	2,428,361	36
CHESCO	14,493,038	248
Chester/Lancaster	3,589,294	60
Clarendon	3,620,201	73
Colleton	3,131,842	60
Community Options	6,609,574	102
Darlington	3,007,540	48
Dorchester	6,402,932	123
Excalibur Youth Services	2,011,865	20
Fairfield	3,098,670	48
Florence	7,960,766	144
GEO Care	3,173,740	24
Georgetown	2,267,771	39
Greenville	13,347,611	247
Growing Homes	476,245	12
Hampton	760,769	15
Horry	4,055,747	88
Jasper	1,310,922	20
Kershaw	1,351,040	25
Laurens	6,405,138	120
Lee	3,700,328	66
LifeShare Management	554,526	12
Lutheran Family Services	3,703,830	48
Marion-Dillon	3,499,733	57
Marlboro	677,978	16
Mentor	19,863,029	233
MIRCI	931,746	11
Newberry	3,374,656	69
Oconee	3,682,007	82
Orangeburg	7,468,718	128
PADD	570,674	9
Pickens	4,725,540	87
Pine Grove	1,374,204	18

**SOUTH CAROLINA DEPARTMENT OF DISABILITIES AND SPECIAL NEEDS
COMMUNITY CONTRACTS - RESIDENTIAL SERVICES
FISCAL YEAR 2016 TO 2017**

	<u>Amount</u>		<u>Total Number Served</u>	
Richland-Lexington	699,101		25	
SAFY	363,726		8	
SC Department of Social Services	428,660		93	
Sumter	5,794,382		100	
Tridevelopment Center	9,706,480		179	
UCP of SC	5,617,449		92	
Union	2,450,606		42	
Williamsburg	1,744,940		34	
Willowglen Academy	1,290,159		17	
YAP	348,710		10	
York	8,150,115		158	
Total	<u>\$ 265,768,095</u>		<u>4,671</u>	
<u>Residential Services by Provider Type</u>	<u>Amount</u>	<u>%</u>	<u>Number Served</u>	<u>%</u>
Private Providers	50,636,786	19%	667	14%
Public Providers	215,131,309	81%	4,004	86%
	<u>\$ 265,768,095</u>		<u>4,671</u>	

** Totals include expansion beds previously approved.

**SOUTH CAROLINA DEPARTMENT OF DISABILITIES AND SPECIAL NEEDS
COMMUNITY CONTRACTS - DAY SERVICES
FISCAL YEAR 2016 TO 2017**

<u>Day Supports</u>	<u>Amount</u>	<u>Total Number Served</u>
Adult Day Supports	70,416,362	7,323
Adult Day Supports - Regional Center Consumers	60,515	7
Adult Day Supports - State Funded Consumers	7,105,500	520
Child Daycare Centers	317,594	33
HASCI Community Opportunities	575,829	200
HASCI Division Rehabilitation Supports	1,192,500	110
Supported Employment	5,127,645	422
	<u>\$ 84,795,945</u>	<u>8,615</u>

<u>Day Supports by Service Provider</u>		
Aiken	195,228	18
Allendale-Barnwell	1,211,191	103
Anderson	2,323,728	188
ARC of the Midlands	240,971	11
Babcock Center	7,649,501	693
Bamberg	790,279	67
Beaufort	2,157,909	182
Berkeley Citizens	2,352,230	200
Burton Center	3,528,178	299
Calhoun	797,361	68
Charles Lea	5,217,916	445
Charleston	5,820,091	522
Cherokee	974,712	81
CHESCO	3,157,283	263
Chester/Lancaster	1,465,776	123
Clarendon	1,484,884	127
Community Options	133,089	30
Colleton	1,113,045	95
Darlington	832,437	71
Dorchester	1,975,781	168
Fairfield	654,752	56
Florence	2,664,858	225
Georgetown	1,147,954	97
Goodwill Industries Day Supports	128,612	11
Greenville	5,256,738	481
Hampton	603,207	51
Horry	2,571,052	256
Jasper	753,435	65
Kershaw	848,739	72
Laurens	1,875,330	160
Lee	841,824	72
Marion-Dillon	1,697,645	145
Marlboro	535,360	45
Mentor	8,666	2
Newberry	1,157,508	99
Oconee	1,816,703	154
Orangeburg	2,436,379	207
Pickens	1,697,311	143
Richland-Lexington	257,224	22
SC Special Olympics	250,000	1,345
State Funded Community Supports	3,261,301	233
Sumter	1,758,243	149
Tri-Development Center	4,110,473	349
UCP of SC	400,093	27
Union	846,434	72
Williamsburg	1,068,582	91
York	2,714,682	231
York Adult Enrichment Centers	11,250	1
Total	<u>\$ 84,795,945</u>	<u>8,615</u>

<u>Day Supports by Provider Type</u>				
	<u>Amount</u>	<u>%</u>	<u>Number Served</u>	<u>%</u>
Private Providers	1,172,681	1%	1,427	17%
Public Providers	83,623,264	99%	7,188	83%
	<u>\$ 84,795,945</u>		<u>8,615</u>	

**SOUTH CAROLINA DEPARTMENT OF DISABILITIES AND SPECIAL NEEDS
COMMUNITY CONTRACTS - CASE MANAGEMENT (formerly Service Coordination)
FISCAL YEAR 2016 TO 2017**

<u>Case Management</u>	<u>Amount</u>	<u>Total Number Served</u>
Aiken	894,080	571
Allendale-Barnwell	198,398	125
Anderson	605,832	387
Bamberg	129,862	83
Beaufort	396,615	253
Berkeley	529,299	338
Bright Start	1,199,250	825
Burton	626,405	395
Calhoun	151,796	96
Channel the Beacon	39,653	25
Charles Lea	1,135,703	726
Charleston	1,471,375	938
Cherokee	202,861	130
CHESCO	378,402	246
Chester/Lancaster	411,033	263
Clarendon	258,114	163
Clear Vision Community Services	23,568	18
Colleton	218,525	139
Darlington	320,883	198
Dorchester	526,740	337
DSN Advocates	125,329	79
Fairfield	122,335	79
Florence	744,491	473
Georgetown	211,766	133
Greenville	1,378,253	922
Hampton	112,903	71
Hermione Flowers	30,803	21
Horry	682,759	437
Jasper	165,411	103
Kershaw	272,272	177
Laurens	409,034	263
Lee	136,924	88
Marion-Dillon	287,057	186
Marlboro	129,613	88
Newberry	209,820	136
Oconee	342,707	219
Orangeburg	534,227	337
Pathfinders Team	52,276	44
Pickens	349,717	219
Richland-Lexington	2,902,350	1,809
SC Autism Society	1,526,473	1,083
Sumter	333,574	216
Taylor Consultants LLC	1,601	1
The Arc of SC	451,859	312
Union	170,892	116
Upstate Support Services	1,601	1
Williamsburg	185,435	119
York	741,839	474
	<u>\$ 22,331,719</u>	<u>14,462</u>

Service Coordination by Provider Type

	<u>Amount</u>	<u>%</u>	<u>Number Served</u>	<u>%</u>
Private Providers	3,452,414	15%	2,409	17%
Public Providers	18,879,306	85%	12,053	83%
	<u>\$ 22,331,719</u>		<u>14,462</u>	

**SOUTH CAROLINA DEPARTMENT OF DISABILITIES AND SPECIAL NEEDS
COMMUNITY CONTRACTS - EARLY INTERVENTION
FISCAL YEAR 2016 TO 2017**

<u>Early Intervention</u>	<u>Amount</u>	<u>Total Number Served</u>
About Play, LLC	539,280	152
Aging With Flair, LLC	674,100	247
Ahead Start	1,572,900	382
Aiken	322,521	80
All About Children, LLC	247,170	89
Allendale-Barnwell	219,292	36
Anderson	269,574	74
Awesome Kids Early Intervention Services	40,446	22
Beaufort	322,521	75
Beyond Early Intervention, LLC	449,400	128
Berkeley	216,627	72
Bright Start	3,145,800	818
Brilliant Beginnings, LLC	381,990	79
Burton	105,894	29
Calhoun	26,474	6
Carolina Behavior & Beyond, LLC	494,340	147
Charles Lea	322,521	115
Charleston	269,574	100
Cherokee	105,894	43
CHESCO	132,368	44
Chester/Lancaster	105,894	34
Clarendon	52,947	15
Coastal Early Intervention	213,465	67
Colleton	105,894	40
Cornerstone Support Services, LLC	175,266	58
Creative Development of SC, LLC	67,410	18
Darlington	185,315	48
Dorchester	245,766	47
Easter Seals Society of SC	1,685,250	415
Epworth	105,894	34
Fairfield	52,947	9
Florence	322,521	100
Georgetown	105,894	31
Greenville	484,027	135
Hampton	79,421	11
Hands on Development Services, LLC	247,170	66
Horry	431,080	120
I Shine, LLC	202,230	68
Jasper	52,947	16
Kershaw	26,474	10
Kid in Development Services	561,750	153
Kids First, LLC	123,585	29
Laurens	189,067	27
Lee	52,947	14
Marion-Dillon	243,101	64
Marlboro	79,421	16
Newberry	52,947	21
Oconee	243,101	63
Orangeburg	269,574	57
Palmetto Early Intervention, LLC	381,990	108
Path Finders Team Services	179,760	54
Pattison's Dream Academy	179,760	61
Pediatric Therapy of Aiken, LLC	359,520	68
Pickens	52,947	16
Pee Dee Kids, LLC	112,350	35
Playworks, Inc.	786,450	213
Promising Futures	449,400	104
Taylor Consultants LLC	101,115	44
Therapy Solutions, LLC	280,875	89
Tina Greene & Associates, LLC	89,880	19
Richland-Lexington	568,287	130
Sumter	105,894	23

**SOUTH CAROLINA DEPARTMENT OF DISABILITIES AND SPECIAL NEEDS
COMMUNITY CONTRACTS - EARLY INTERVENTION
FISCAL YEAR 2016 TO 2017**

	<u>Amount</u>	<u>Total Number Served</u>
Union	79,421	25
Upstate Support Services, LLC	112,350	40
Vision Institute of SC	166,278	46
Williamsburg	52,947	22
York	269,574	80
	<u>\$ 20,950,789</u>	<u>5,701</u>

Early Intervention by Provider Type

	<u>Amount</u>	<u>%</u>	<u>Number Served</u>	<u>%</u>
Private Providers	14,127,174	67%	3,853	68%
Public Providers	6,823,615	33%	1,848	32%
	<u>\$ 20,950,789</u>		<u>5,701</u>	

**SOUTH CAROLINA DEPARTMENT OF DISABILITIES AND SPECIAL NEEDS
COMMUNITY CONTRACTS
FISCAL YEAR 2016 TO 2017**

<u>Prevention</u>	<u>Amount</u>	<u>Total Number Served</u>
Greenwood Genetic Center	10,196,376	1,700
Injury Prevention Initiatives	15,000	1,200
	<u>\$ 10,211,376</u>	<u>2,900</u>

<u>Individual/Family Support Services</u>	<u>Amount</u>	<u>Total Number Served</u>
Caregiver Relief Program - Support Services	385,828	67
Community Supports Waiver - Support Services	10,767,784	4,001
Head & Spinal Cord Injury Waiver - Support Services	30,512,960	974
Intellectual & Developmental Disabilities Waiver - Support Services	32,992,324	4,081
Individual/Family Support and Respite	1,589,800	2,369
Pervasive Developmental Disorder Program	28,060,294	1,075
Preventive Health	150,000	75
TBI/SCI Post-Acute Rehabilitation	2,600,000	58
	<u>\$ 107,058,990</u>	<u>12,700</u>

<u>Special Service Contracts</u>	<u>Amount</u>	<u>Total Number Served</u>
ARC of South Carolina - Support Activities For Families	25,000	
Brain Injury Association of SC - Support Activities For Consumers and Families	62,500	
Family Connection of SC - Support Network For Families	65,000	
SC Autism Society - Support Activities For Families	20,000	
SC Spinal Cord Injury Assoc. - Support Network For Peers	62,500	
	<u>\$ 235,000</u>	<u>-</u>

<u>Interagency Service Contracts</u>	<u>Amount</u>	<u>Total Number Served</u>
Children's Trust Fund - Children's Injury Prevention	5,000	
LLR - State Fire Marshall	126,000	
SC Arts Commission - Arts Training for Individuals with Disabilities	6,700	
USC - Center for Disability Research - Attendant Care Training	200,000	
USC - Center for Disability Research - SIS Assessments /Toll Free Access/Eligibility Screening (limited)/Professional Development Training	879,498	
USC - Department of Pediatrics - Medical Policy Advisor	111,332	
MUSC - Sponsorship of Special Dental Training	2,500	
	<u>\$ 1,331,030</u>	<u>-</u>

GRAND TOTAL ALL COMMUNITY CONTRACTS	<u><u>\$ 512,682,944</u></u>	<u><u>49,049</u></u>
--	------------------------------	----------------------

**SC Department of Disabilities and Special Needs
Waiting List Reduction Efforts for Fiscal Year 2016**

Row #	Total Numbers At Beginning of the Month	2015						2016					
		July	August	September	October	November	December	January	February	March	April	May	June
1	Intellectual Disability/Related Disabilities Waiver Waiting List Total	5,473	5,559	5,443	4,934	4,793	4,779	4,925	4,935	5,001	5,191	5,312	5,545
2	Community Supports Waiver Waiting List Total	3,614	3,624	3,565	3,544	3,534	3,478	3,530	3,501	3,551	3,566	3,734	3,563
3	Head and Spinal Cord Injury Waiting List Total	0	0	0	0	0	0	0	0	0	0	0	0
4	Critical Needs Waiting List Total	132	131	140	122	118	124	122	122	133	125	129	137
5	Total Number Added to the ID/RD, HASCI, and CS Waiting Lists	297	431	182	318	367	214	406	285	389	544	602	456
6	Total Number Removed from the ID/RD, HASCI, and CS Waiting Lists	492	335	357	848	518	284	208	304	272	340	313	394
7	Number of Individuals Enrolled In a Waiver by Month	123	135	144	132	154	125	176	180	137	195	134	116
8	Number of Individuals Opted for Other Services/Determined Ineligible by Month	83	222	136	319	211	116	78	106	102	106	57	19
9	Total Number of Individuals Removed from Waiting Lists (Running Total)	4,749	4,955	5,282	6,473	6,549	6,837	7,050	7,327	7,631	7,935	8,229	8,676
10	Total Number of Individuals Pending Waiver Services (Running Total)	1,434	1,303	1,314	1,901	1,952	1,815	1,833	1,743	1,690	1,606	1,598	1,736
11	Total Unduplicated Individuals on the Waiver Waiting Lists (*Approximate)	6,122	6,152*	6,035*	5,680	5,495*	5,449*	5,580	5,575*	5,635	5,776	5,879	6,142

Updated 6/1/16

** Approximately 32.5% of the 9,108 individuals on a waiting list are duplicated names resulting in the 6,148 unduplicated individuals on waiting lists.

SC Department of Disabilities and Special Needs
Waiting List Reduction Efforts
As of June 1, 2016 (run on June 1, 2016)

Waiting List	Number of Individuals Removed from Waiting Lists	Consumer/Family Determination		Number of Individuals Services are Pending
		Number of Individuals Enrolled in a Waiver	Number of Individuals Opted for Other Services/ Determined Ineligible	
Intellectual Disability/Related Disabilities (As of July 1, 2014)	1,438 (FY15) <u>2,103 (FY16)</u> 3,541	713 (FY15) <u>987 (FY16)</u> 1,700	515 (FY15) <u>753 (FY16)</u> 1,268	75 (FY15) <u>498 (FY16)</u> 573
Community Supports (As of July 1, 2014)	2,430 (FY15) <u>1,973 (FY16)</u> 4,403	700 (FY15) <u>554 (FY16)</u> 1,254	1,488 (FY15) <u>693 (FY16)</u> 2,181	53 (FY15) <u>915 (FY16)</u> 968
Head and Spinal Cord Injury (As of Oct 1, 2013)	732	327	210	195
		3,281	3,659	
Total	8,676	6,940		1,736

Waiting List *	Number of Individuals Added Between July 1, 2014 and June 1, 2016	Number of Individuals Waiting as of June 1, 2016
Intellectual Disability/Related Disabilities	3,757 (1,988 since 7/1/15)	5,545
Community Supports	3,558 (1,872 since 7/1/15)	3,563
Head and Spinal Cord Injury	0	0
Total	7,315	9,108**

* There is currently no Head and Spinal Cord Injury (HASCI) Waiver waiting list.

** Approximately 32.5 percent of 9,108 are duplicated names; there are approximately 6,148 people on waiting lists.

South Carolina Department of Disabilities & Special Needs

As Of May 31, 2016

Service List	04/30/16	Added	Removed	05/31/16
Critical Needs	129	34	26	137
Pervasive Developmental Disorder Program	1679	34	60	1653
Intellectual Disability and Related Disabilities Waiver	5312	243	10	5545
Community Supports Waiver	3734	196	367	3563
Head and Spinal Cord Injury Waiver	0	17	17	0

Report Date: 6/6/16